



# PRODUCT CATALOGUE

The Expert in Lubrication Solutions

**perma**




# CONTENT

Find out everything about our product portfolio and the innovative perma lubrication solutions. In addition to product features and advantages, you will find a large selection of accessories and application examples.

Our goal is to offer you the best possible lubrication solution. Our priority is quality, functionality and connectivity so that we can ensure the products you choose are perfectly tailored to meet your needs.

<b>About us</b>	<b>4-13</b>
Introduction	4
Advantages for our customers	6
Service portfolio	12
<b>Main applications</b>	<b>16 - 21</b>
Conveyors	16
Electric motors	17
Pumps	18
Blowers & fans	19
Solutions	21
<b>perma lubrication systems</b>	<b>23 - 57</b>
perma lubrication systems at a glance	23
perma products	28
<b>Lubricants</b>	<b>58 - 61</b>
Greases	58
Oils	60
<b>Assembly</b>	<b>62</b>
<b>Accessory- &amp; Installation Kits</b>	<b>63 - 67</b>
Accessory- & Installation Kits STAR	63
perma STAR Components	65
perma ULTRA Components	66
Installation Kits chains	67
<b>Accessories</b>	<b>70 - 82</b>
<b>perma DIGITAL</b>	<b>84</b>





# THE EXPERT IN LUBRICATION SOLUTIONS

When it comes to profitability and optimisation in production plants, efficient maintenance with perma lubrication systems is an absolute must.

perma lubrication systems have been around for 60 years and have been continuously developed to meet the latest technical challenges and customer needs. The result: innovative and tailored lubrication solutions that are used worldwide across almost every industry. perma products hold multiple patents and certifications.

All perma products are developed and manufactured in Germany before being distributed worldwide by a network of perma subsidiaries and authorised partners. perma has a wide range of single- and multi-point lubrication systems, offering the appropriate lubrication solution for every application.


As the global market leader in single-point lubrication, perma is renowned for its innovative and reliable lubrication solutions and is globally recognised the world for excellent quality and technical expertise.



Dr. Abassin Aryobsei  
CEO



Peter Mayr  
CFO





MADE IN **GERMANY**

# ADVANTAGES FOR OUR CUSTOMERS

At perma, the customer is at the centre. We believe that satisfied customers are the key to our success. That's why we strive to prioritise your needs and expectations in all our actions.

Our customers take advantage of a wide range of benefits:

- » High-quality products made in Germany
- » State-of-the-art technology
- » Worldwide subsidiaries and partners
- » Custom lubrication solutions
- » Fast and reliable delivery
- » Professional customer service and support, including aftersales support

Maximising their production output is crucial for our customers in order to remain competitive on a global scale. At the same time, they need to keep operating costs down in the long term while ensuring compliance with high workplace safety requirements. The key to this lies in the use of suitable lubrication solutions that extend equipment service life and minimise downtime.

Automatic lubrication systems from perma help businesses around the world to achieve these goals.



## We make maintenance work easier

perma lubrication systems are used to lubricate a variety of machine elements in common applications such as conveyors, pumps, fans and electric motors. Our product portfolio provides reliable solutions which are easy to implement and incorporate into your existing maintenance plans.

## No more roller bearing failures with perma products

perma lubrication systems allow you to perfectly lubricate your equipment to avoid premature bearing failures and reduce downtime.



## Prevent contamination from liquids and dirt particles

Contamination from water and solids speeds up wear and shortens bearing service life. By applying fresh in small amounts regularly, perma automatic lubrication systems prevent ingress of liquids, dirt and dust, thus increasing bearing service life.

## Manual vs. automatic lubrication

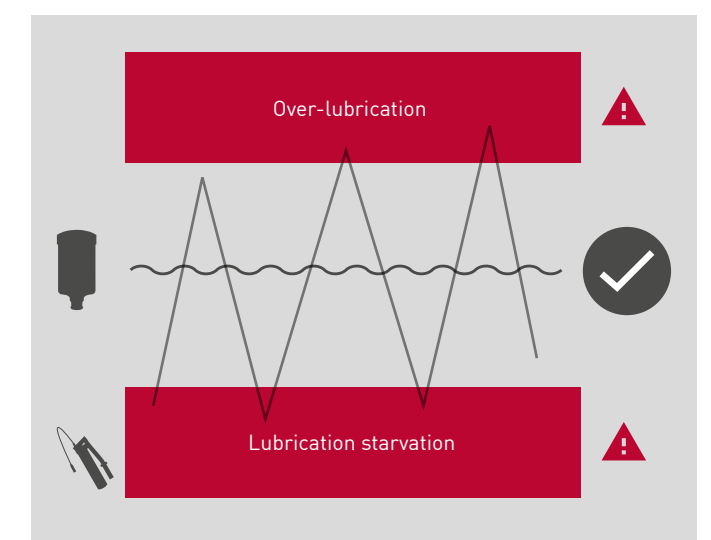
### Over-lubrication with manual lubrication

- » Increase in operating temperature
- » Damage to contact seals
- » Excessive lubricant consumption

### Lubrication starvation with manual lubrication

- » Increase in friction and wear
- » Contamination ingress

Automatic lubrication with perma lubrication systems ensures constant supply of the ideal lubricant quantity. Unlike manual lubrication, over-lubrication or lubrication starvation can be prevented.





EQUIPMENT AVAILABILITY

**—YO UR**

**ADD ED**

— WORKPLACE SAFETY

COST EFFECTIVENESS

**—VA LUE**

— SUSTAINABILITY



EQUIPMENT AVAILABILITY

PERMA HELPS PREVENT ROLLER BEARING FAILURES

- » High equipment availability with permanent relubrication
- » Maintenance intervals can be scheduled during downtimes
- » Reduction in repair and maintenance costs
- » Lubricant discharge during running system operation

CAUSES OF FAILURE IN ROLLER BEARINGS

- » Insufficient lubricant quantity
- » Aged lubricant
- » Unsuitable lubricants
- » Solid contamination

PERMA PREVENTS CONTAMINATION FROM LIQUIDS AND DIRT PARTICLES

- » Permanent lubrication prevents ingress of dirt particles and liquids
- » Protection against friction and wear
- » Increase in bearing service life



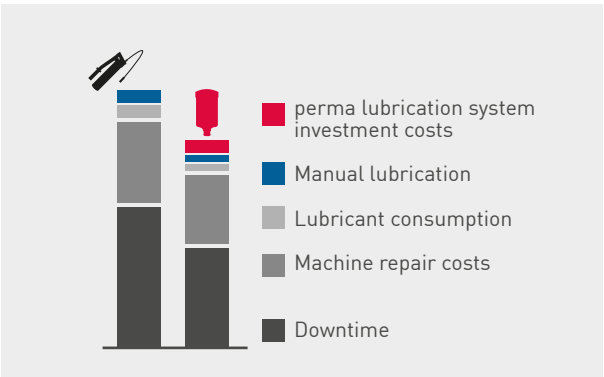
COST EFFECTIVENESS

Comparing manual lubrication with perma lubrication shows savings potential in different areas.

The following areas have the biggest savings potential:

- » Reduction in downtimes
- » Machine repair costs

Sources: Internal calculations: Material, time and maintenance requirements / figures from the roller bearing industry and insurance companies.



WORKPLACE SAFETY

perma lubrication systems minimise contact between human and machine and make an important contribution to workplace safety. perma is a member of the German Association for Safety, Health and Environmental Protection at Work (German: *Verband für Sicherheit, Gesundheit und Umweltschutz bei der Arbeit*).

- » Reduction of time spent in hard-to-access dangerous areas
- » Lubrication systems prevent direct contact with hazardous lubricants
- » Reduction of slipping accidents caused by lubricant contamination



The perma quality management system is certified to DIN EN ISO 9001 and EN ISO/IEC 80079-34.



SUSTAINABILITY

The UN Sustainable Development Goals are a call to combat poverty, inequality and climate change. They provide the blueprint for sustainable development to create a better future for everyone. Businesses can make a significant contribution by implementing sustainable business practices, increasing resource efficiency, taking on social responsibility and seeking out partnerships to shape a sustainable future in line with the 2030 Agenda.

*“As a business, together we can drive forward the UN Sustainable Development Goals and create a sustainable future for everyone. Let’s do our part for the 2030 Agenda.”*  
Dr Abassin Aryobsei, CEO perma-tec

OUR PART

- » **Health and well-being:** Programs to promote the health and well-being of our employees, including healthcare, work-life balance measures and individual support (Goal 3).
- » **Energy efficiency:** Our lubrication systems prevent up to 75% of bearing failures, allowing plants to operate longer and reducing energy costs for new productions. This contributes to achieving the UN goal of affordable and clean energy (Goal 7).
- » **Sustainable procurement:** Implementation of a sustainable procurement policy and ensuring that raw materials and ingredients come from environmentally friendly sources. This supports the goal responsible consumption and production (Goal 12).
- » **Circular economy:** Promotion of a circular economy through the development of recyclable and reusable options for our products and packaging. In doing so, we support the goal of sustainable cities and communities (Goal 11) and reduce resource consumption.
- » **Reduction of greenhouse gas emissions:** Implementation of measures to reduce our own greenhouse gas emissions. For example, we support climate protection (Goal 13) through the use of photovoltaic systems, electric and hybrid vehicles, or our certification according to DIN ISO 50001.
- » **Partnerships and collaboration:** Cooperation with other companies and organisations for joint development and implementation of sustainable solutions. This helps us contribute to the goal for global partnerships (Goal 17).



# SERVICE PORTFOLIO

## perma SERVICES

The perma Services team is made up of highly qualified professionals who are on hand to help you find the right lubrication solution.



### Pre-sales services

Perfect lubrication solutions

Equipping your machinery with optimal lubrication solutions by support from perma ensures high equipment availability.

- » perma ACADEMY
- » Survey
- » Technical support



### After-sales services

Extended service life

Extend equipment service life with lubrication solutions and all-round service from perma.

- » Installation
- » Instruction
- » Commissioning
- » Inspection
- » Exchange
- » Digital lubrication and maintenance plan via perma CONNECT
- » Technical support



### Reactive services

Fast and competent support

Take advantage of the longstanding experience of the perma Services team for all questions concerning lubrication.


- » Lubricant tests
- » Technical support



More about our perma products can be found on our website [www.perma-tec.com](http://www.perma-tec.com)





# EASY. SMART. CONNECTED.



perma CONNECT lets you easily and reliably monitor and manage your perma lubrication systems in hard-to-reach work areas and dangerous areas remotely. This allows you to increase efficiency, save valuable time and boosts the productivity of your business. perma CONNECT lets you design your own network and gives you access to information about your lubrication points from the comfort of your workstation.

**perma will show you how it works!**



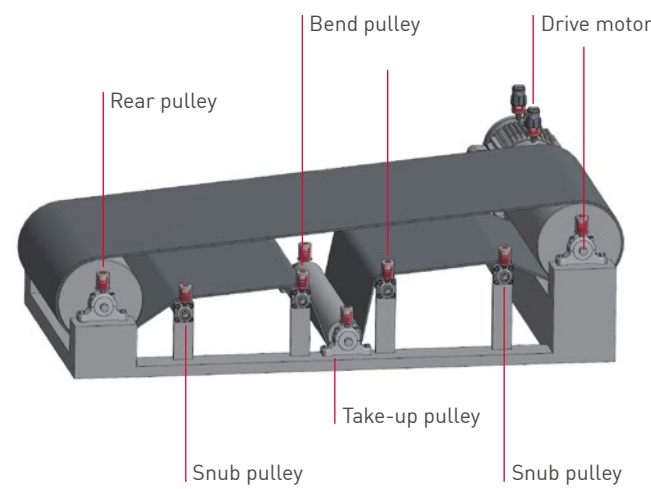


# MAIN APPLICATIONS



CONVEYORS

LUBRICATION POINTS



Pillow block housings with spherical roller bearings are mainly used for drive and bend pulleys.

Bearings and bearing housing seals must be permanently supplied with lubricant.

Information about drive motor lubrication can be found on page 17 *Electric motors*.

CHALLENGES



- » Dirt, water and process media must not enter the lubrication points
- » No unnecessary equipment downtimes due to relubrication
- » Workplace safety must be ensured

Large conveyors often extend over long distances and several levels and are difficult to access. Relubrication should ideally take place while the equipment is running. Many transfer points can only be lubricated with the help of catwalk grating or work platforms and are therefore often neglected. Accident prevention and workplace safety must be ensured at all times.

Lubrication starvation results in wear, leads to failure of equipment components and reduces productivity and cost effectiveness.


SOLUTIONS




- » Continuous supply of shaft seals with fresh lubricant prevents the ingress of contamination
- » Lubrication system exchange outside of dangerous area. No system downtime necessary
- » Mounting outside of dangerous areas or at easy-to-reach locations increases workplace safety
- » Optimised use of lubricant as regularly dispensed in small quantities

ELECTRIC MOTORS

LUBRICATION POINTS



Speed: low	=	low base oil viscosity	NLGI 0-2	→ 
Speed: high	=	high base oil viscosity		
Speed: low	=	low base oil viscosity		

Lubrication points are located on the drive and non-drive end of electric motors. When relubricating, you must ensure that excess grease is discharged through the discharge openings, grease relief ports or grease traps.

Bearings will overheat if grease cannot escape and / or if grease traps are filled up with used grease.

CHALLENGES




- » Bearing heating and possible fire hazard since it takes hours to distribute excess grease
- » Bearing damage due to lubrication starvation results in unscheduled machine downtimes and higher production costs
- » High accident risk
- » Possible shut-off with temperature monitoring
- » Increasing maintenance costs caused by premature wear
- » Motor shut-down when entering secured areas

During manual lubrication, the grease is applied in uneven amounts. A large quantity of lubricant is introduced at one time. This leads to a temporary over-lubrication of bearings. Ignoring the recommended relubrication intervals leads to lubrication starvation.

Relubrication during running operations (manufacturer recommendations) jeopardises maintenance staff. The risk of accidents increases when people spend time in dangerous or hard-to-reach areas.

SOLUTIONS

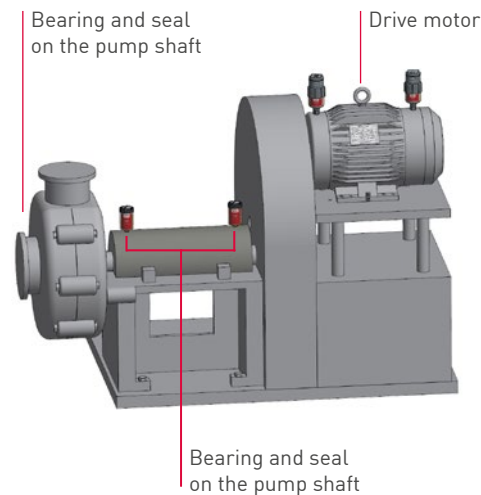


- » Relubrication during running operation minimises overheating of bearings
- » Predictable exchange intervals with reduced material and personnel expenditure
- » Increased workplace safety due to automatic lubrication of hard-to-reach lubrication points
- » Precise lubricant discharge can lower lubricant consumption, thereby reducing environmental impacts



## PUMPS

### LUBRICATION POINTS



Lubrication points (roller bearings) are located on the drive shaft between drive motor and pump body or in the pump housing.

Lubrication of gland seal and labyrinth seal prevents the ingress of dirt and / or pumped media into the bearing. Seals of bearings and bearing housings must be permanently supplied with the specified amount of the right lubricant.

Information about drive motor lubrication can be found on page 17 *Electric motors*.

### CHALLENGES



- » Dirt, water or other contaminants must not enter the bearing points
- » Lubrication while the machine is in operation must be ensured
- » Workplace safety must be ensured
- » Operation in potentially explosive areas

Pumps are normally operated under extreme conditions. These can include heavy contamination from slurry or dust and hazardous materials such as alkali solutions and weak acids.

Many lubrication points can only be accessed with extreme protective measures (safety gloves and mask). This frequently leads to neglect of the prescribed lubrication.

Lubrication starvation results in wear and leads to failure of equipment components or pump leakages.

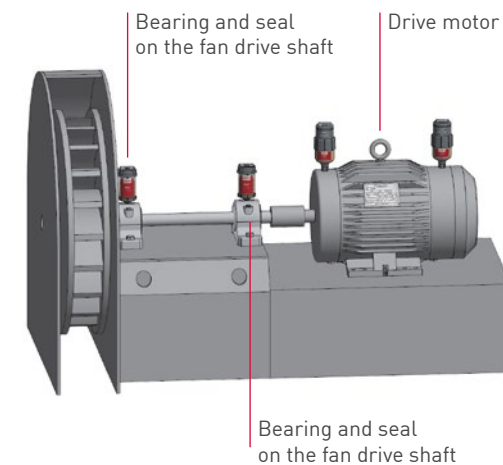
### SOLUTIONS



- » Increased workplace safety due to automatic lubrication of hard-to-reach lubrication points
- » A precise lubricant discharge lowers lubricant consumption and reduces environmental impacts
- » Fewer maintenance runs minimise the time spent in dangerous areas
- » If a certified lubrication system is selected, it may be used underground or in potentially explosive atmospheres

## BLOWERS & FANS

### LUBRICATION POINTS




The lubrication points (roller bearings) are located at the drive shaft between drive motor and fan impeller.

Bearing and sealing of fan drive shaft is normally done by means of a pillow block housing or a bearing unit. These must be permanently supplied with the specified amount of the right lubricant.

Information about drive motor lubrication can be found on page 17 *Electric motors*.

### CHALLENGES



- » Contaminants (e.g. dust) raised in the air must not enter the lubrication points
- » Excessive overheating of bearing points due to lubrication starvation
- » Lubricants must be able to withstand demands, such as vibrations and high speeds
- » Compliance with relubrication intervals, depending on bearing type, bearing size and ambient conditions

Blowers & fans are normally operated under extreme conditions. Contaminants such as dust or pumped media are raised and may infiltrate the bearing system. This causes increased wear in individual components and reduces service life.

Regular lubrication of bearings and seals is imperative. Lubrication points are often extremely dirty and hard to reach, which makes maintenance even more difficult. Specified lubrication intervals are neglected or not observed for this reason. The resulting lubrication starvation leads to increased wear and in extreme cases to failure of the blowers and fans.

### SOLUTIONS



- » perma lubrication systems seal lubrication points and protect them against contamination
- » Precise metering of lubricant amount reduces lubricant consumption
- » Safe and reliable lubrication, also in areas with potentially explosive atmospheres
- » Different lubricant volumes for exact adjustment to lubrication point



# CONVEYORS



# ELECTRIC MOTORS



# PUMPS



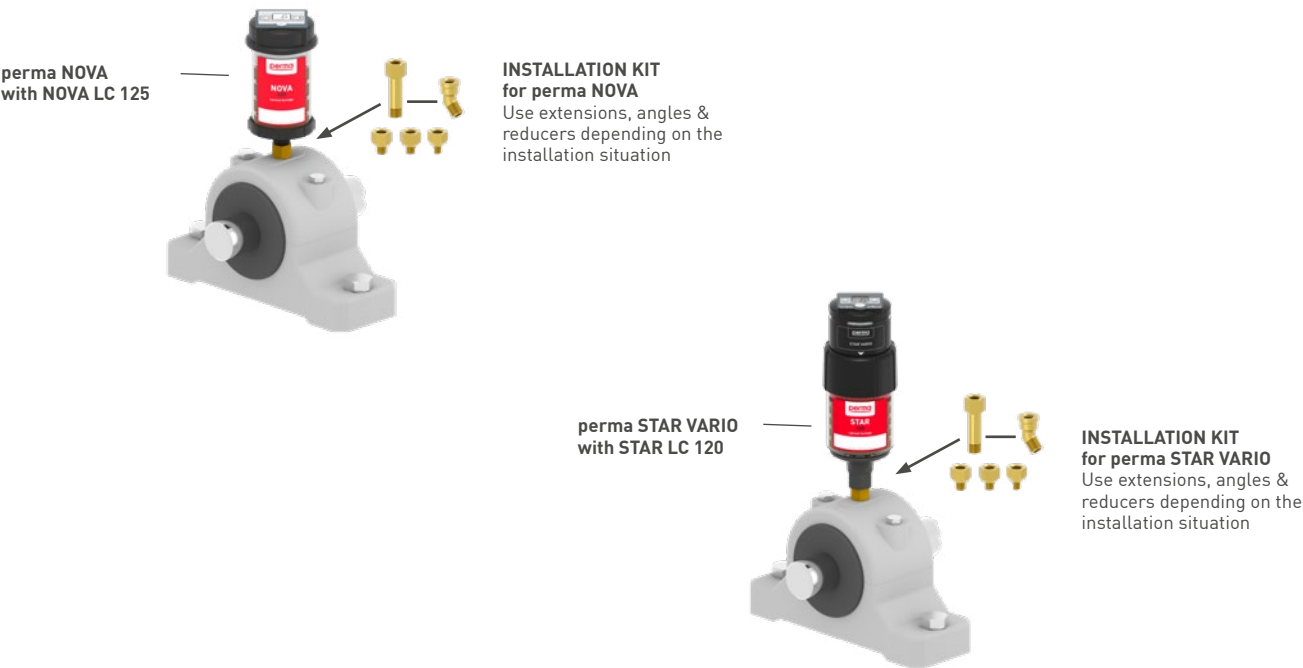
# BLOWERS & FANS



# SOLUTIONS


## Direct mounting on the lubrication point: e.g. with perma NOVA or perma STAR VARIO

- » Easy, quick mounting
- » For lubrication points with little vibration | shocks
- » For easy-to-reach, safe lubrication points



## Remote mounting at lubrication point: e.g. with perma STAR VARIO

- » For lubrication points with strong vibration | shocks (isolation of lubrication system)
- » For lubrication points which are unsafe to access: Mounting in safe areas
- » For hard-to-reach lubrication points

























# THE EXPERT IN LUBRICATION SOLUTIONS
























## perma lubrication systems at a glance

perma STAR VARIO	perma STAR VARIO BLUETOOTH	perma STAR VARIO EX	perma STAR VARIO BLUETOOTH EX	perma STAR CONTROL	perma ULTRA
<div>Push button + LCD display + LED signals</div> <div></div>	<div>Push button + LCD display + LED signals</div> <div></div>	<div>Push button + LCD display + LED signals</div> <div></div>	<div>Push button + LCD display + LED signals</div> <div></div>	<div>Push button + LCD display + LED signals</div> <div></div>	<div>Push button + LCD display + LED signals</div> <div></div>
Drive Reusable					
-40 to +60 °C   -40 °F to +140 °F					
7.5 bar   109 psi					Up to 50 bar   725 psi
60, 120, 250, 500 cm³ 2.03, 4.06, 8.45, 16.91 fl.oz.					500, 1,000 cm³ 16.91, 33.81 fl.oz.
Greases up to NLGI 2   Oils					Greases up to NLGI 2
Battery pack STAR VARIO or Battery pack STAR VARIO low temperature		Battery pack STAR VARIO EX		External power supply: 9 - 30 V DC	Battery pack ULTRA or Battery pack ULTRA low temperature
Discharge period can be altered at any time / system can be shut down					
1, 2, 3 ... 12 months   1, 2, 3 ... 52 weeks STAR LC 60: + 15, 18, 21, 24 months STAR LC 500: max. 6 months			1, 2, 3 ... 12 months   1, 2, 3 ... 52 weeks STAR LC 500: max. 6 months	1, 2, 3 ... 12 months   1, 2, 3 ... 26 weeks STAR LC 60: + 15, 18, 21, 24 months STAR LC 500: max. 6 months	1, 2, 3 ... 12 months   1, 2, 3 ... 52 weeks
-				0.1–9.5 cm³ per impulse Independent of operating temperature and counter pressure	-
IP 67   IP 65		min. IP 54		IP 65	IP 67   IP 65
 	 	   	    		 
Special operating conditions					
Minor to heavy vibration					
We recommend remote mounting with a grease line if there are vibrations at the lubrication point					Remote mounting with grease line only
< 5 meters grease line					< 20 meters grease line



	perma NOVA	perma FLEX	perma FLEX PLUS	perma CLASSIC perma FUTURA	perma FUTURA PLUS
	Push button + LCD display   NOVA Control unit Reusable	Rotary switch   Complete system	Rotary switch   Complete system	Activator   Order activator separately	Activation cap   Complete system
	-20 °C to +60 °C -4 °F to +140 °F	-20 °C to +60 °C -4 °F to +140 °F	-20 °C to +55 °C -4 °F to +131 °F	0 °C to +40 °C 32 °F to +104 °F	
	Max. 6 bar   87 psi	Max. 5 bar   75 psi		Max. 4 bar   58 psi	
	65, 125 cm³ 2.20, 4.23 fl.oz.	60, 125 cm³ 2.03, 4.23 fl.oz.	30, 60, 125 cm³ 1.01, 2.03, 4.23 fl.oz.	120 cm³ 4.06 fl.oz.	
	Greases up to NLGI 2   Oils				
	Electrochemical				
	Discharge period can be altered at any time / system can be shut down			Tamper-proof	
	1, 2, 3 ... 12 months independent of operating temperature	1, 2, 3 ... 12 months at +20 °C   perma MULTI LC 150 - 2 (SF01)		1, 3, 6, 12 months at +20 °C   perma MULTI LC 150 - 2 (SF01)	
	IP 65	IP 68		-	
	 ANZEx	  JPEX	 ANZEx		
	Special operating conditions				
	Minor to moderate vibration			Low vibration	
	We recommend remote mounting with a grease line if there are vibrations at the lubrication point				
	< 2 meters grease line			< 1 meter grease line	

	perma PRO MP-6	perma PRO C MP-6	perma PRO LINE	perma PRO C LINE	perma ECOSY
	<div></div> <div>Push button + LCD display + LED signals</div> <div></div> <div>PRO Drive &amp; Distributor MP-6 Reusable</div>			<div></div> <div>Push button + LCD display</div> <div>perma ECOSY Refillable</div>	
	<div>-20 °C to +60 °C -4 °F to +140 °F</div>				
	<div>Max. 25 bar Max. 360 psi</div>			<div>Max. 10 bar Max. 145 psi</div>	
	<div>250, 500 cm³   8.45, 16.91 fl.oz. (greases up to NLGI 2)</div>			<div>7 litres (oils)</div>	
	<div>Battery PRO B</div>	<div>15 - 30 V DC</div>	<div>Battery PRO B</div>	<div>15 - 30 V DC</div>	<div>24 V DC / 85-240 V AC</div>
	<div>Discharge period can be altered at any time   system can be shut down</div>				
	<div>1 day to 24 months Number of active outlets selectable</div>		<div>Individual discharge quantity Number of active outlets selectable</div>		<div>-</div>
	<div>LC 250: 1 day - 24 months LC 500: 1 day - 12 months</div>	<div>1 day - 24 months (Depending on operating hours)</div>	<div>1 to 99 days pause period 1-9 discharge strokes (Depending on operating hours)</div>		<div>0-9,999 ml per 1,000 operating hours</div>
	<div>-</div>	<div>Discharge quantity 1.0 cm³ per impulse / outlet Same discharge quantity per outlet → 1-6 lubrication points</div>	<div>-</div>	<div>Discharge quantity 0.5 to 4.5 cm³ per impulse / outlet Individual discharge quantity per outlet → 1-6 lubrication points</div>	<div>Discharge quantity 0.5 cm³ per impulse / outlet Individual discharge quantity per outlet → 1-6 lubrication points</div>
	<div>IP 54</div>	<div>-</div>	<div>IP 54</div>	<div>-</div>	
	<div>6 lubrication points</div>				
	<div></div>	<div></div>	<div></div>	<div></div>	<div></div>
	<div>Special operating conditions</div>				
	<div>Minor to heavy vibration</div>				
	<div>Remote mounting of lubrication system with grease line allows operation at lubrication points with minor to heavy vibrations</div>				
	<div>&lt; 5 meters grease line</div>			<div>&lt; 10 meters grease line</div>	




## AUTOMATIC LUBRICATION SOLUTIONS AT A GLANCE

### 1. TYPICAL EXPECTED COUNTER PRESSURE (direct mounting)













Applications	Conveyors	Pumps	Blowers & Fans	Electric motors	Multi-axis systems
	1-3 bar	1-3 bar	1-4 bar	2-6 bar	6-13 bar

## 2. TYPICAL APPLICATIONS FOR SINGLE-POINT LUBRICATIONS SYSTEMS (sorted by counter pressure)

Counter pressure    0-1 bar    1-2 bar    2-3 bar    3-4 bar    4-5 bar    5-6 bar    6-40 bar

Direct Mounting		perma FLEX Optional: CLASSIC, FUTURA, NOVA	perma STAR VARIO   CONTROL Optional: FLEX, NOVA	perma STAR VARIO   CONTROL Optional: NOVA	perma STAR VARIO   CONTROL	perma ULTRA
<b>Remote Mounting</b> additional counter pressure of 0.9 bar per m*  	1 m	perma FLEX Optional: CLASSIC, FUTURA, NOVA	perma STAR VARIO   CONTROL Optional: NOVA	perma STAR VARIO   CONTROL		
	2 m		perma STAR VARIO   CONTROL			
	3 m	perma STAR VARIO   CONTROL				
	4 m	perma ULTRA Optional: STAR VARIO   CONTROL	perma ULTRA			
	5 m					
	6-14 m					

### 3. SPECIAL PRODUCT CHARACTERISTICS OF THE SINGLE-POINT LUBRICATIONS SYSTEMS


Electrochemical reaction / drive			Electromechanical system		
 <p><b>perma CLASSIC</b> 120 cm<sup>3</sup> 0 to +40 °C</p>	 <p><b>perma FUTURA</b> 120 cm<sup>3</sup> 0 to +40 °C</p>	 <p><b>perma FLEX</b> 60   125 cm<sup>3</sup> -20 °C to +60 °C</p>	 <p><b>perma NOVA</b> 65   125 cm<sup>3</sup> -20 °C to +60 °C</p>	 <p><b>perma STAR</b> 60   120   250   500 cm<sup>3</sup> -40 °C to +60 °C</p>	 <p><b>perma ULTRA</b> 500   1,000 cm<sup>3</sup> -40 °C to +60 °C</p>
 Underwater use	 Permanently visible piston position	 Easy activation (no separate activator required)	 Temperature-independent	 Reusable drive unit	 External control


\*with perma MULTI LC 150-2 (SF01) at +20 °C and hose (aØ 8 mm / iØ 6 mm)

This matrix cannot replace individual advice from a qualified technician. It serves to provide an initial impression about the suitability of single-point lubrication systems for special applications or machine elements, and to simplify the decision-making process for customers and users.

Identify the appropriate lubrication system  
with the help of our *perma SELECT APP* \_\_\_\_\_

Machine elements	Chains and open gears	Labyrinth seals & gear racks	Roller- / Y-bearings & spindles	Sliding bearings	Roller- / recirculating ball guides
	0-1 bar	0-2 bar	1-3 bar	1-7 bar	5-12 bar

 **Behaviour in case of untypically high counter pressure:**  
Untypically high counter pressure might be an indicator of blocked grease lines, blocked application or unsuitable lubricants. Recommendation: check lubrication point accordingly.

 **Instructions for the use of perma ULTRA:**  
The total of the maximum expected counter pressure at the lubrication point and the expected counter pressure of the grease line (length in meters \* 0.9 bar) should not exceed 40 bar.

Additional factors, such as ambient temperature, temperatures at the lubrication point, weather conditions, vibrations, lubricant requirements etc., have to be taken into account. These are not included in the matrix and will be covered by individual technical advice.



# perma STAR VARIO


## Four different sizes for individual lubricant metering

perma STAR VARIO operates fully automatically, independent of temperature and pressure with a very precise discharge. The system consists of an electromechanical drive, an LC with 60, 120, 250 or 500 cc / 2.03 fl.oz., 4.06 fl.oz., 8.45 fl.oz. or 16.91 fl.oz. of lubricant and a battery pack. perma STAR VARIO provides pressure build-up of 7.5 bar / 109 psi and is used for single-point lubrication of roller and sliding bearings, sliding guides, open gears, gear racks, spindles, shaft seals and chains. Thanks to precise lubricant metering, perma STAR VARIO is ideal for lubrication of electric motors with specified lubricant quantities.

More about our perma products  
can be found on our website [www.perma-tec.com](http://www.perma-tec.com)



MADE IN GERMANY



LCD display with push button displays discharge period, LC size and operating status



Electromechanical, reusable drive with battery pack

LED (green / red) visible all round signals functioning and any errors



Pressure build-up of 7.5 bar allows remote mounting up to 5 m / 14.4 ft

Lubrication system operates reliably from -40 °C to +60 °C



Enhanced equipment availability



Increased workplace safety



One drive for all LC sizes



Optimised lubrication



### Drive - reusable

Electromechanical function with Battery pack STAR VARIO (Alkaline) or with Battery pack STAR VARIO low temperature (Lithium)



### Discharge period

1, 2, 3 ... 12 months | 1, 2, 3 ... 52 weeks  
STAR LC 60: + 15, 18, 21, 24 months  
STAR LC 500: max. 6 months



### Lubricant volume

60, 120, 250, 500 cm<sup>3</sup> | 2.03, 4.06, 8.45, 16.91 fl.oz.



### Operating temperature\*

-40 °C\*\* to +60 °C | -40 °F\*\* to +140 °F



### Pressure build-up

7.5 bar | 109 psi



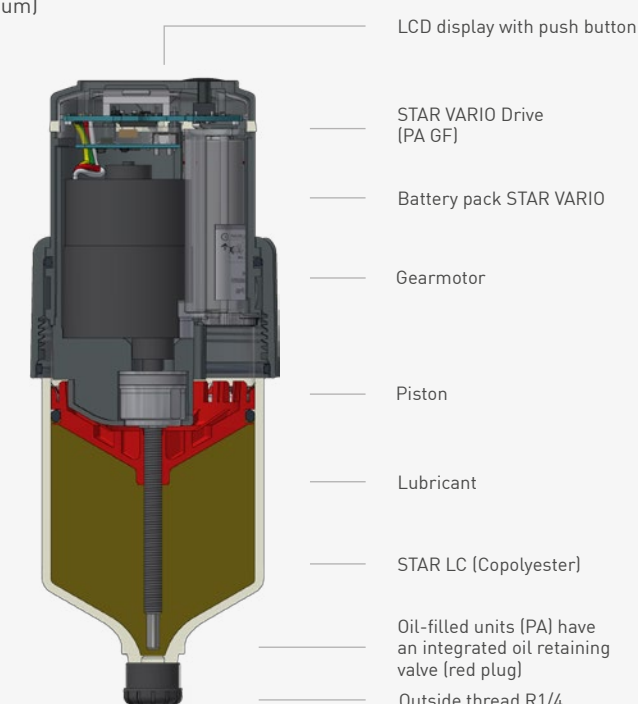
### Protection class

IP 67 | IP 65



### Standard & special lubricants

Greases up to NLGI 2 | Oils



### Dimensions

LC 60: Ø 75 x 155 mm | LC 120: Ø 75 x 178 mm  
LC 250: Ø 75 x 228 mm | LC 500: Ø 75 x 324 mm

\*To achieve functionality below -20° C / -4° F, Battery pack STAR VARIO low temperature (Lithium) must be used.

\*\*Only use with suitable low temperature lubricants!



# perma STAR VARIO BLUETOOTH

## Convenient operation via perma CONNECT

perma STAR VARIO BLUETOOTH operates fully automatically, independent of temperature and pressure with a very precise discharge. The system consists of an electromechanical drive, an LC with 60, 120, 250 or 500 cm<sup>3</sup> lubricant and a battery pack. perma STAR VARIO BLUETOOTH provides pressure build-up of 7.5 bar and can be conveniently operated via perma CONNECT. The bluetooth-enabled lubrication system is used for single-point lubrication of roller and sliding bearings, sliding guides, open gears, gear racks, spindles, shaft seals and chains and is ideal for lubricating electric motors with specified lubricant quantities thanks to extremely precise lubricant metering.

More about our perma products  
can be found on our website [www.perma-tec.com](http://www.perma-tec.com)



MADE IN GERMANY



LCD display with push button  
displays discharge period,  
LC size and operating status

Electromechanical, reusable drive  
with battery pack



Bluetooth functionality

Simple operation via  
perma CONNECT



Pressure build-up of 7.5 bar  
allows remote mounting  
up to 5 m / 14.4 ft

Lubrication system works reliably  
from -40 °C to +60 °C



Enhanced  
equipment availability



Increased  
workplace safety



Bluetooth  
functionality



Optimised  
lubrication



### Drive – reusable

Electromechanical function with Battery pack STAR VARIO (Alkaline) or  
with Battery pack STAR VARIO low temperature (Lithium)



### Discharge period

1, 2, 3 ... 12 months | 1, 2, 3 ... 52 weeks  
STAR LC 500: max. 6 months



### Lubricant volume

60, 120, 250, 500 cm<sup>3</sup> | 2.03, 4.06, 8.45, 16.91 fl.oz.



### Operating temperature\*

-40 °C\*\* to +60 °C | -40 °F\*\* to +140 °F



### Pressure build-up

7,5 bar | 109 psi



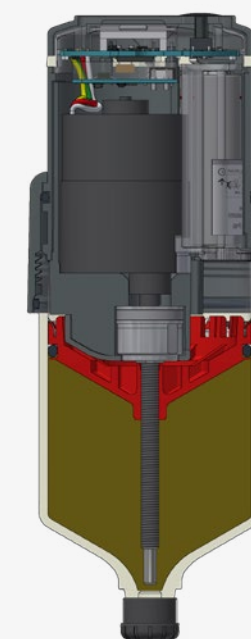
### Protection class

IP 67 | IP 65



### Standard & special lubricants

Greases up to NLGI 2 / Oils



LCD display with push button

STAR VARIO BLUETOOTH Drive  
(PA GF)

Battery pack STAR VARIO

Gearmotor

Piston

Lubricant

STAR LC (Copolyester)

Oil-filled units (PA) have  
an integrated oil retaining  
valve (red plug)

Outside thread R1/4

### Dimensions

LC 60: Ø 75 x 155 mm | LC 120: Ø 75 x 178 mm  
LC 250: Ø 75 x 228 mm | LC 500: Ø 75 x 324 mm

\*To achieve functionality below -20 °C | -4 °F, Battery pack STAR VARIO low temperature (Lithium) must be used.

\*\*Only use with suitable low temperature lubricants!



# perma STAR VARIO EX

## Versatile lubrication system for use in potentially explosive areas

This lubrication system is used for single-point lubrication of roller and sliding bearings, sliding guides, open gears, gear racks, spindles, shaft seals and chains in potentially explosive areas. Thanks to precise lubricant metering, perma STAR VARIO EX is ideal for lubrication of electric motors with specified lubricant quantities. It operates independent of temperature and pressure and consists of an electromechanical drive, an LC with 60, 120, 250 or 500 cc and the Battery pack STAR VARIO EX. The lubrication system can be used in potentially explosive areas with gases (up to Zone 0 / Div 1) and dusts (up to Zone 20 / Div 1). Thanks to the intrinsically safe Battery pack STAR VARIO EX, both battery pack and STAR LC can be replaced directly on site.

More about our perma products  
can be found on our website [www.perma-tec.com](http://www.perma-tec.com)



**MADE IN GERMANY**



II 1G Ex ia IIB T4 Ga  
II 1D Ex ia IIIC T<sub>200</sub> 135°C Da  
I M1 Ex ia I Ma  
CML 23ATEX2479X  
IECEX CML 23.0169X



Class I/II/III Div 1 Groups C,D,E,F,G,  
T4 - T135°C  
Intrinsically safe / Sécurité intrinsèque  
Class I/II/III Zone 0/20

AEx/Ex ia IIB T4 Ga  
AEx/Ex ia IIIC T135°C Da  
-40°C to +60°C



Automatic lubricant supply for  
lubrication points in  
potentially explosive areas  
(Zone 0 | Zone 20)

Safeguard mechanism ensures  
the use of the correct battery pack



Backlit LCD display with push  
button displays discharge period,  
LC size and operating status

Electromechanical, reusable drive  
with battery pack



Pressure build-up of 7.5 bar  
allows remote mounting  
up to 5 m / 14.4 ft

LED (red / green) visible all round  
signals functioning and any errors



**Enhanced  
equipment availability**



**Increased  
workplace safety**



**Safe lubrication  
in EX zones**



**Optimised  
lubrication**



**Drive - reusable**  
Electromechanical drive  
with Battery pack STAR VARIO EX (Lithium)



**Discharge period**  
1, 2, 3 ... 12 months | 1, 2, 3 ... 52 weeks  
STAR LC 60: + 15, 18, 21, 24 months  
STAR LC 500: max. 6 months



**Lubricant volume**  
60, 120, 250, 500 cm<sup>3</sup> | 2.03, 4.06, 8.45, 16.91 fl.oz.



**Operating temperature**  
-40 °C\* to +60 °C | -40 °F\* to +140 °F



**Pressure build-up**  
7.5 bar | 109 psi

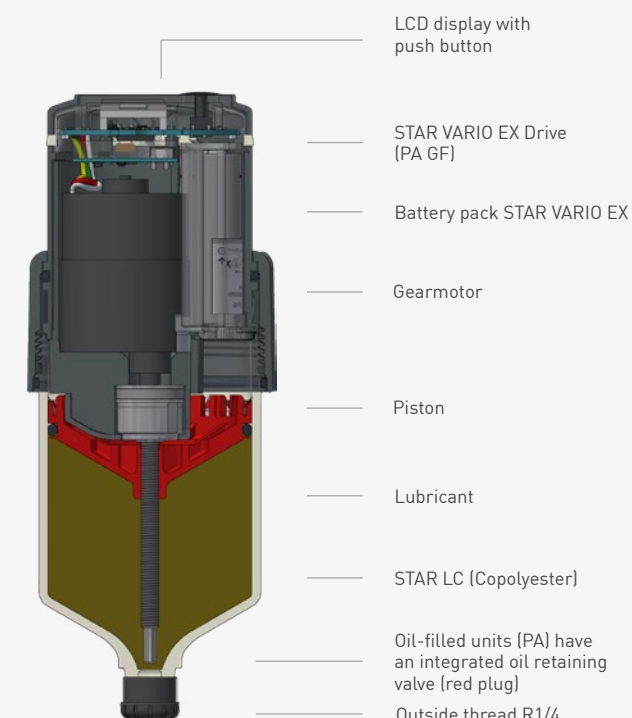


**Protection class**  
Min. IP 54



**Standard & special lubricants**  
Greases up to NLGI 2 | Oils

\*Only use with suitable low temperature lubricants!



**Dimensions**  
LC 60: Ø 75 x 155 mm | LC 120: Ø 75 x 178 mm  
LC 250: Ø 75 x 228 mm | LC 500: Ø 75 x 324 mm





## perma STAR VARIO BLUETOOTH EX

### Versatile lubrication system with Bluetooth functionality for use in potentially explosive areas

perma STAR VARIO BLUETOOTH EX is used for single-point lubrication of roller and sliding bearings, sliding guides, open gears, gear racks, spindles, shaft seals and chains in potentially explosive areas. Thanks to precise lubricant metering, perma STAR VARIO BLUETOOTH EX is ideal for lubrication of electric motors with specified lubricant quantities. The lubrication system can be configured, controlled and maintained conveniently from a distance via perma CONNECT. perma STAR VARIO BLUETOOTH EX can be used in potentially explosive areas with gases (up to Zone 0 / Div 1) and dusts (up to Zone 20 / Div 1). Thanks to the intrinsically safe Battery pack STAR VARIO EX, both battery pack and STAR LC can be replaced directly on site.

More about our perma products  
can be found on our website [www.perma-tec.com](http://www.perma-tec.com)



**MADE IN GERMANY**



II 1G Ex ia IIB T4 Ga  
II 1D Ex ia IIIC T<sub>200</sub> 135°C Da  
I M1 Ex ia I Ma  
CML 23ATEX2479X  
IECEx CML 23.0169X



Class I/II/III Div 1 Groups C,D,E,F,G,  
T4 - T135°C  
Intrinsically safe / Sécurité intrinsèque  
Class I/II/III Zone 0/20

AEx/Ex ia IIB T4 Ga  
AEx/Ex ia IIIC T135°C Da  
-40°C to +60°C



Automatic lubricant supply for  
lubrication points in  
potentially explosive areas  
(Zone 0 | Zone 20)

Safeguard mechanism ensures  
the use of the correct battery pack



Backlit LCD display with push  
button displays discharge period,  
LC size and operating status

Pressure build-up of 7.5 bar all-  
ows remote mounting  
up to 5 m / 14.4 ft



EX-proof certification

Simple operation via  
perma CONNECT



**Enhanced  
equipment availability**



**Increased  
workplace safety**



**Safe lubrication  
in EX zones**



**Bluetooth  
functionality**



#### Drive - reusable

Electromechanical drive  
with Battery pack STAR VARIO EX (Lithium)



#### Discharge period

1, 2, 3 ... 12 months | 1, 2, 3 ... 52 weeks  
STAR LC 500: max. 6 months



#### Lubricant volume

60, 120, 250, 500 cm<sup>3</sup> | 2.03, 4.06, 8.45, 16.91 fl.oz.



#### Operating temperature

-40 °C\* to +60 °C | -40 °F\* to +140 °F



#### Pressure build-up

7,5 bar | 109 psi



#### Protection class

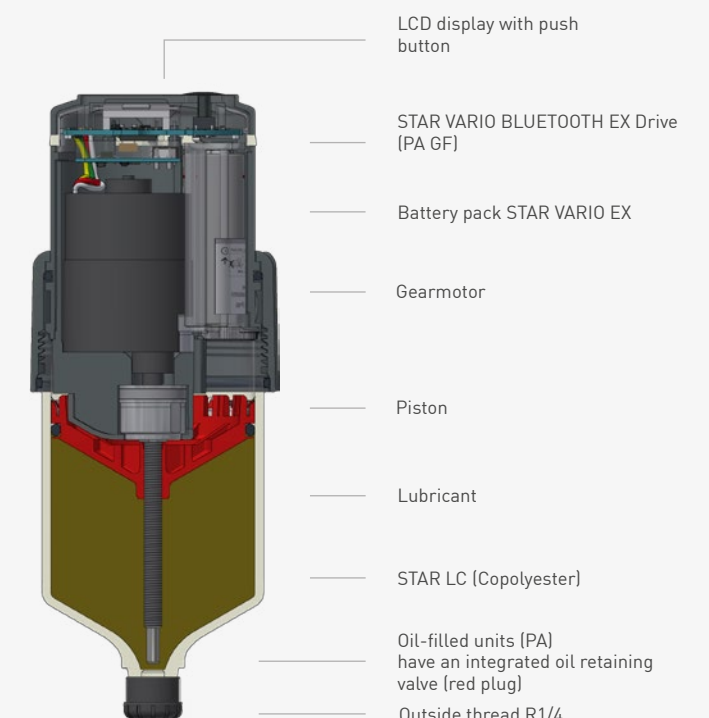
Min. IP 54



#### Standard & special lubricants

Greases up to NLGI 2 | Oils

\*Only use with suitable low temperature lubricants!



#### Dimensions

LC 60: Ø 75 x 155 mm | LC 120: Ø 75 x 178 mm  
LC 250: Ø 75 x 228 mm | LC 500: Ø 75 x 324 mm



# perma ULTRA

## Bluetooth-enabled lubrication system with high pressure build-up and wide temperature range


perma ULTRA is a fully automatic lubrication system, independent of temperature and counter pressure with a very precise discharge. With two cartridge sizes, pressure build-up to 50 bar and options of weekly and monthly time settings, perma ULTRA is an extremely versatile and capable lubrication system. It is suited to a wide range of applications which demand high lubrication rates and where long remote grease lines are necessary to ensure safe access, e.g. drag conveyors, shaker screens, rotary kilns and belt conveyors.

More about our perma products  
can be found on our website [www.perma-tec.com](http://www.perma-tec.com)



MADE IN GERMANY


  
LCD display with backlighting and  
push button operation  
displays discharge period,  
LC size and operating status

  
Bluetooth functionality  
Allows simplified operation via  
perma CONNECT

  
Pressure build-up, up to 50 bar  
Lubrication system works reliably  
from -40 °C to +60 °C

  
**Bluetooth  
functionality**

  
**Increased  
workplace safety**

  
**Large discharge  
amounts**

  
**High pressure  
build-up**



**Drive - reusable**  
Electromechanical drive with  
Battery pack ULTRA (Alkaline) or with  
Battery pack ULTRA low temperature (Lithium)



**Discharge period**  
1, 2, 3 ... 12 months | 1, 2, 3 ... 52 weeks



**Lubricant volume**  
500, 1,000 cm³ | 16.91, 33.81 fl.oz.



**Operating temperature\***  
-40 °C\*\* to +60 °C | -40 °F\*\* to +140 °F



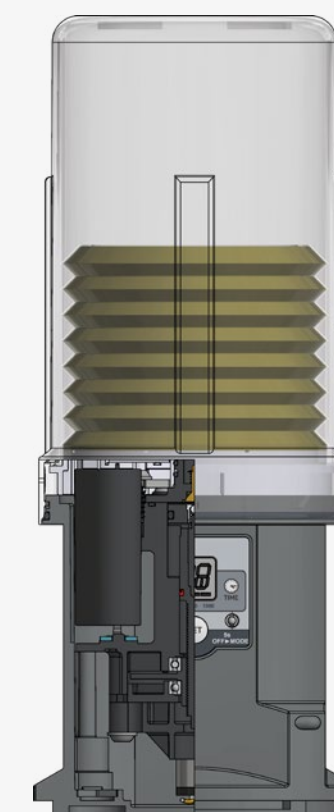
**Pressure build-up**  
Up to 50 bar | 725 psi



**Protection class**  
IP 67 | IP 65



**Standard & special lubricants**  
Greases up to NLGI 2



ULTRA LC

Battery pack ULTRA

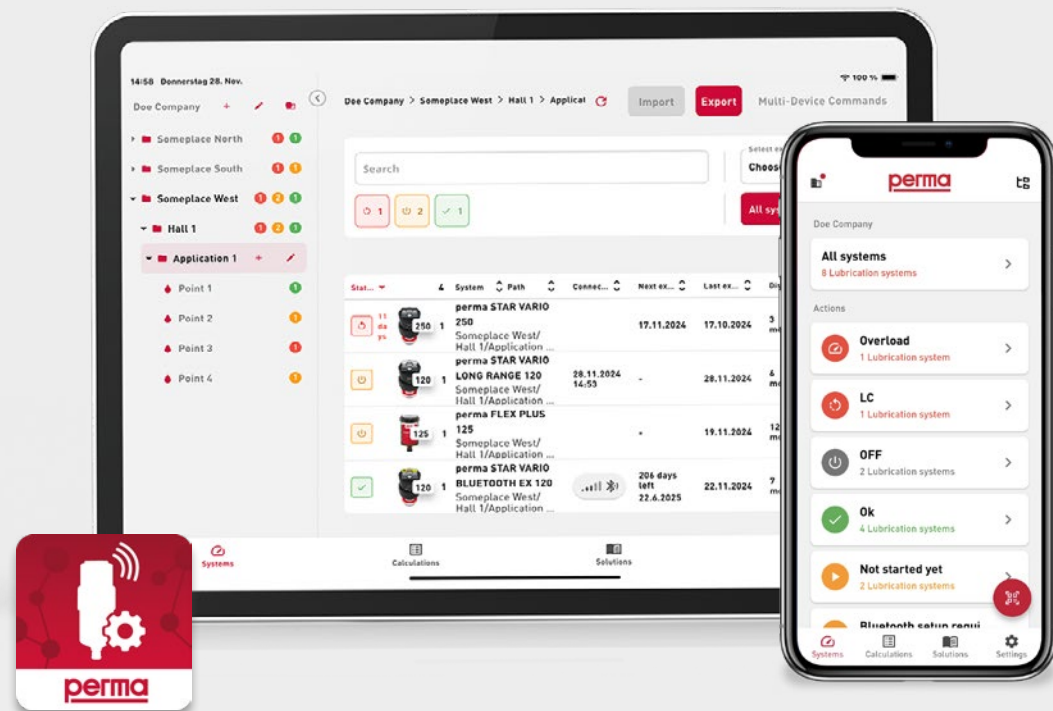
LCD display with  
backlighting and  
push button

Pump

Inside thread R1/4

**Dimensions**  
perma ULTRA: Ø 120 x 300 mm

\*To achieve functionality below -20° C | -4° F, Battery pack ULTRA low temperature (Lithium) must be used.  
\*\*Only use with suitable low temperature lubricants!



# perma CONNECT

Simple and intuitive - configure and maintain all perma lubrication systems via mobile devices

perma CONNECT provides you with a comprehensive overview of all lubrication points, enabling centralised management of your maintenance processes. Whether from your workstation or even on the go, our intelligent application ensures seamless access to critical lubrication point data at any time and from any location. With extensive remote control functions, you can optimise operational efficiency, save valuable time, and make a significant contribution to improving safety within your organisation.


perma demonstrates how it works!

More about our perma products  
can be found on our website [www.perma-tec.com](http://www.perma-tec.com)



perma CONNECT

=



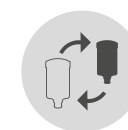
SURVEY

+

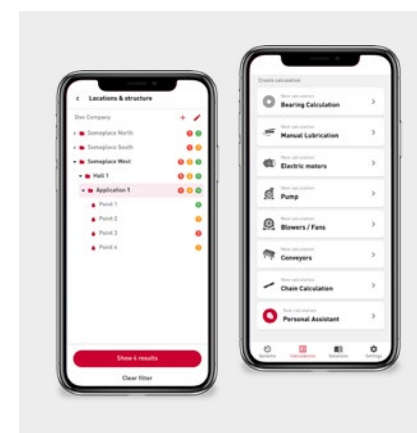


INSTALLATION

+

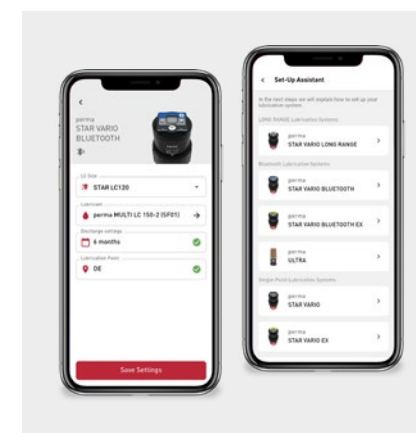


MAINTENANCE & EXCHANGE



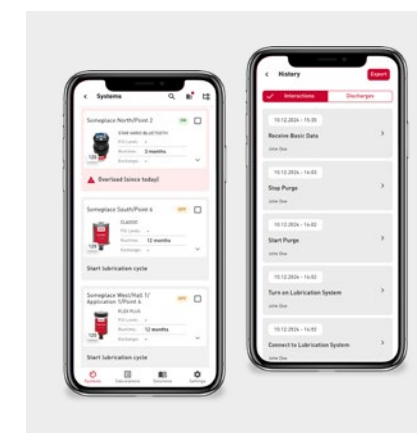
## SURVEY

- + Precise calculation of the relubrication amount
- + Reliable determination of the discharge period
- + Helpful suggestions for the installation
- + Simple creation of the organisational structure



## INSTALLATION

- + Convenient configuration and remote control via the application
- + Flexible assignment of user roles
- + Easy digitalisation



## MAINTENANCE & EXCHANGE

- + Comprehensive overview of all lubrication points
- + Proactive notifications for required actions
- + Efficient creation of material lists
- + Automatic documentation

To quickly get started with perma CONNECT, a range of step-by-step tutorial videos are available.

Click here to visit the perma YouTube channel!



Get perma CONNECT now!

Download it to your smartphone | tablet or open web application under: <https://perma-connect.com>





# perma STAR CONTROL

## Optimal lubricant metering based on operating hours or lubrication impulse

In contrast to the perma STAR VARIO (with battery pack), the perma STAR CONTROL is supplied with external power via cable. The operating status can be transmitted to a PLC and evaluated. The two integrated operating modes TIME and IMPULSE offer flexible use. In TIME mode, lubricant discharge is based on operating hours. In IMPULSE mode, a precisely defined quantity is dispensed as soon as voltage is supplied. The perma STAR CONTROL consists of an electromechanical drive and an LC with 60, 120, 250 or 500 cm<sup>3</sup> of lubricant. The required mode is set on the drive. Lubrication is precise and temperature-independent at a counter pressure up to 7.5 bar.

More about our perma products  
can be found on our website [www.perma-tec.com](http://www.perma-tec.com)




MADE IN GERMANY



LCD display with  
push button shows  
discharge settings,  
LC size and  
operating status



Electromechanical drive with  
external power supply  
  
LED visible all round signals  
functioning and errors



Pressure build-up to 7.5 bar  
allows remote mounting  
up to 5 m / 14.4 ft  
  
Manual additional discharge  
via push button on display (Purge)



**Needs-based  
lubricant discharge**



**Versatile  
configuration**



**External  
power supply**



**Temperature-  
independent**



**Drive - reusable**  
Electromechanical drive with external power supply:  
9 - 30 V DC, I<sub>max</sub> 0.5 A



**Discharge period**  
Time-controlled (TIME)  
Impulse-controlled (IMPULSE)



**Lubricant volume**  
60, 120, 250, 500 cm<sup>3</sup> | 2.03, 4.06, 8.45, 16.91 fl.oz.



**Operating temperature**  
-40° °C to +60 °C | -40° °F to +140 °F



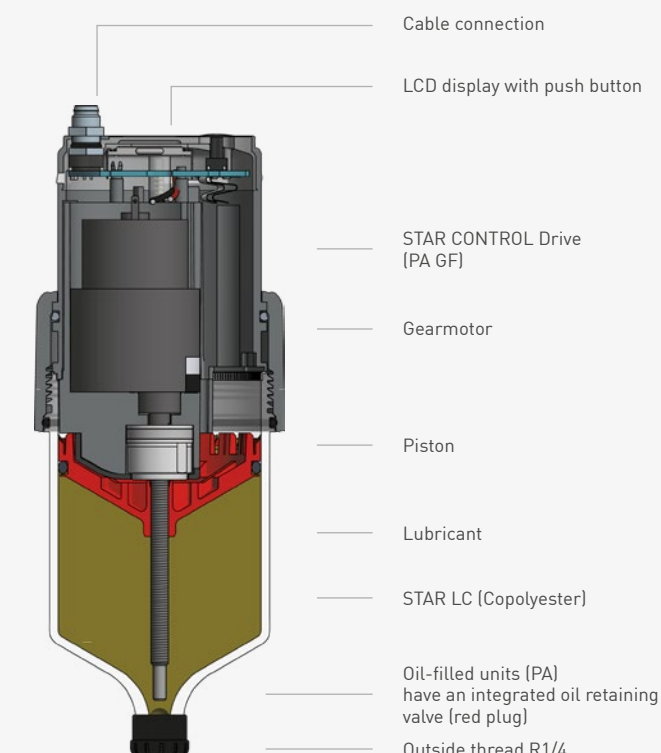
**Pressure build-up**  
7.5 bar | 109 psi



**Protection class**  
IP 65



**Standard & special lubricants**  
Greases up to NLGI 2 | Oils



**Dimensions**  
LC 60: Ø 72 x 160 mm | LC 120: Ø 72 x 183 mm  
LC 250: Ø 72 x 233 mm | LC 500: Ø 72 x 329 mm

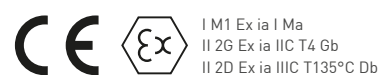
\*Only use with suitable low temperature lubricants!

# perma NOVA

## For applications with high temperature fluctuations

perma NOVA can be used in all application areas from -20 °C to +60 °C. A discharge period from 1 to 12 months can be entered via the setting button on the NOVA Control unit. The control unit then calculates the required quantity of gas for constant and reliable discharge while taking into account the ambient temperature. perma NOVA consists of a reusable control unit, a NOVA LC filled with grease or oil and a protective cover. NOVA LC is available in 65 cm³ and 125 cm³. perma NOVA was specifically developed for single-point lubrication of roller and sliding bearings, sliding guides, open gears, gear racks, shaft seals and chains located in areas with considerable temperature variations (e.g. outside installations). The lubrication system is protected against dust and water jets, subject to correct assembly of the individual parts (IP65). perma NOVA with LC 65 cm³ is ideal for the lubrication of electric motors.

More about our perma products  
can be found on our website [www.perma-tec.com](http://www.perma-tec.com)



I M1 Ex ia I Ma  
II 2G Ex ia IIC T4 Gb  
II 2D Ex ia IIIC T135°C Db



MADE IN GERMANY



Electronic control unit with temperature compensation displays discharge period & operating status



System operates reliably from -20 °C to +60 °C



EX-proof certification



Increased workplace safety



Reusable control unit



Safe lubrication in EX zones



Temperature-independent



**Drive - reusable**  
Electrochemical reaction from gas generating cells with electronic temperature compensation



**Discharge period**  
1, 2, 3 ... 12 months



**Lubricant volume**  
65, 125 cm³ | 2.20, 4.23 fl.oz.



**Operating temperature**  
-20 °C to +60 °C | -4 °F to +140 °F



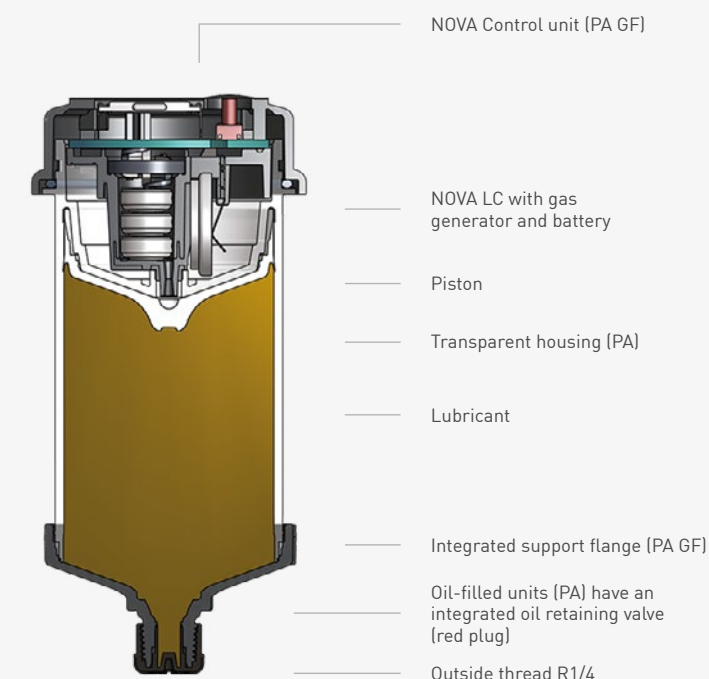
**Pressure build-up**  
Max. 6 bar | 87 psi



**Protection class**  
IP 65



**Standard & special lubricants**  
Greases up to NLGI 2 | Oils



**Dimensions**  
LC 65: Ø 65 x 101 mm  
LC 125: Ø 65 x 132 mm

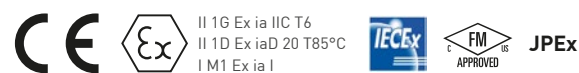


# perma FLEX

## Flexible use - even on lubrication points with challenging requirements

The automatic lubrication system perma FLEX is available in two convenient sizes (60 cm<sup>3</sup> | 125 cm<sup>3</sup>). It can be used for inside or outside applications at temperatures ranging from -20 °C to +60 °C. Discharge period setting is flexible and can be adjusted from 1 – 12 months using the dial on top of the lubricator. perma FLEX comes fully assembled and ready-to-use. Simply turn the dial to the desired discharge period and the system is activated. The electronically controlled chemical reaction will build up the pressure that is necessary to continually supply the lubrication point with fresh lubricant. perma FLEX is a single-point lubrication system for all types of applications and industries. Ingress protection to IP 68 level guarantees reliable lubrication in extremely dusty and moist environments. The wide operating temperature range makes it suitable for many applications indoors and outdoors. If necessary, the discharge period can be adjusted even after activation. It can be switched off during longer non-operation periods.

More about our perma products  
can be found on our website [www.perma-tec.com](http://www.perma-tec.com)



MADE IN GERMANY

All-in-one system with rotary switch for discharge period setting

Can be used in very moist and dusty environments

EX-proof certification

Ready-to-use system

Compact dimensions

Safe lubrication in EX zones

Increased workplace safety

**Drive**  
Electrochemical reaction

**Discharge period at +20 °C | 68 °F**  
**perma MULTI LC 150-2 (SF01)**  
1, 2, 3, ... 12 months

**Lubricant volume**  
60, 125 cm<sup>3</sup> | 2.03, 4.23 fl.oz.

**Operating temperature**  
-20 to +60 °C | -4 to +140 °F

**Pressure build-up**  
Max. 5 bar | 75 psi

**Protection class**  
IP 68

**Standard & special lubricants**  
Greases up to NLGI 2 | Oils

Activator (POM)  
 Battery  
 Gas generating unit  
 Piston  
 Transparent housing (PA)  
 Lubricant  
 Oil-filled units (PA) have an integrated oil retaining valve (red plug)  
 Outside thread R1/4

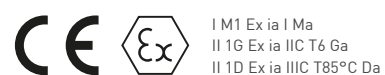
**Dimensions**  
perma FLEX 60: Ø 58 x 86.5 mm  
perma FLEX 125: Ø 58 x 117 mm

# perma FLEX PLUS

## Flexible, compact and ready for immediate use

perma FLEX PLUS is a compact, ready-to-use lubrication system supplied as a complete unit. It can be used in various types of applications at temperatures ranging from -20 °C to +55 °C. The discharge period is electronically controlled by the gas generating cells and is freely adjustable in monthly steps. The lubrication point is continuously supplied with fresh lubricant throughout the selected discharge period. perma FLEX PLUS has a boost function to quickly provide fresh lubricant, and is suitable for single-point lubrication in all types of applications. It fulfils the requirements of IP 68 (ingress of water | contamination) and functions reliably in extremely dusty and moist environments. It can furthermore be used at various temperatures, also outdoors. The discharge period can also be adjusted after activation.

More about our perma products  
can be found on our website [www.perma-tec.com](http://www.perma-tec.com)



I M1 Ex ia I Ma  
II 1G Ex ia IIC T6 Ga  
II 1D Ex ia IIIC T85°C Da



MADE IN GERMANY

All-in-one system with rotary  
switch for discharge period setting

Drive with gas generating cells  
and boost function

EX-proof certification

Ready-to-use  
system

Fast  
lubricant supply

Safe lubrication  
in EX zones

Increased  
workplace safety



**Drive**  
Electrochemical reaction



**Discharge period at +20 °C | 68 °F**  
**perma MULTI LC 150-2 (SF01)**  
1, 2, 3 ... 12 months



**Lubricant volume**  
30, 60, 125 cm³ | 1.01, 2.03, 4.23 fl.oz.



**Operating temperature**  
-20 to +55 °C | -4 to +131 °F



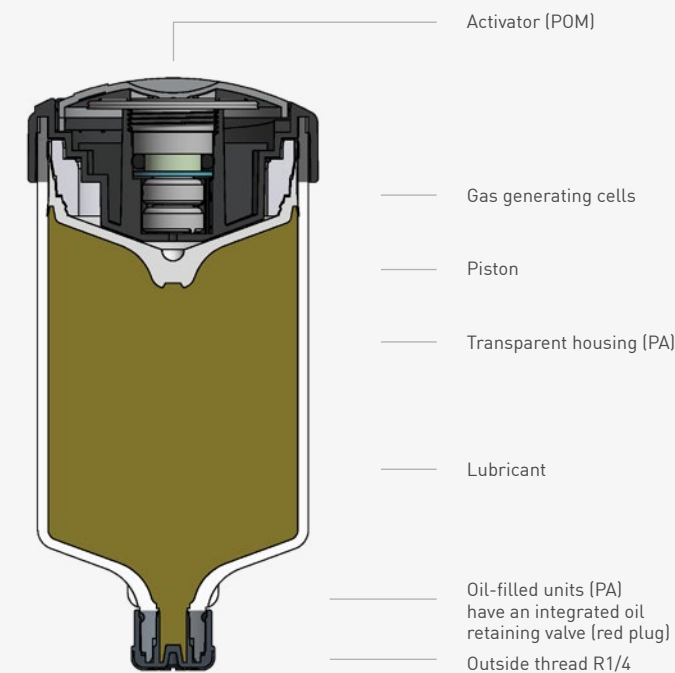
**Pressure build-up**  
Max. 5 bar | 75 psi



**Protection class**  
IP 68



**Standard & special lubricants**  
Greases up to NLGI 2 | Oils



**Dimensions**  
perma FLEX PLUS 30: Ø 60 x 70 mm  
perma FLEX PLUS 60: Ø 60 x 86 mm  
perma FLEX PLUS 125: Ø 60 x 116 mm



# perma CLASSIC | perma FUTURA

## Simple - robust - reliable


perma CLASSIC and perma FUTURA can be used in all types of applications with ambient temperatures from 0 °C to +40 °C. Depending on operating conditions, a lubricant volume of 120 cm<sup>3</sup> is used up in 1, 3, 6 or 12 months. Reliable function is based on an electrochemical reaction. The activator is screwed into the lubrication system until the eyelet comes off. The contained gas generator builds up a pressure of max. 4 bar, which moves the piston forward and transports lubricant into the lubrication point. These lubrication systems are suitable for single-point lubrication of roller- and sliding bearings, sliding guides, open gears, gear racks, spindles, shaft seals and chains. Typical applications for perma CLASSIC can be found in mining, steel, automotive and mechanical engineering. perma FUTURA is ideal for areas that must be kept hygienically clean. Due to its resistance to corrosion, perma FUTURA is especially suited for applications in the food industry.

More about our perma products can be found on our website [www.perma-tec.com](http://www.perma-tec.com)



CE I M2 h Mb X  
II 2G h IIC T6 Gb X  
II 2D h IIC T80°C Db X

MADE IN GERMANY



**Drive**  
Electrochemical reaction  
via gas generator



**Discharge period at +20 °C | 68 °F**  
**perma MULTI LC 150-2 (SF01)**  
1, 3, 6 or 12 months



**Lubricant volume**  
120 cm<sup>3</sup> | 4.06 fl.oz.



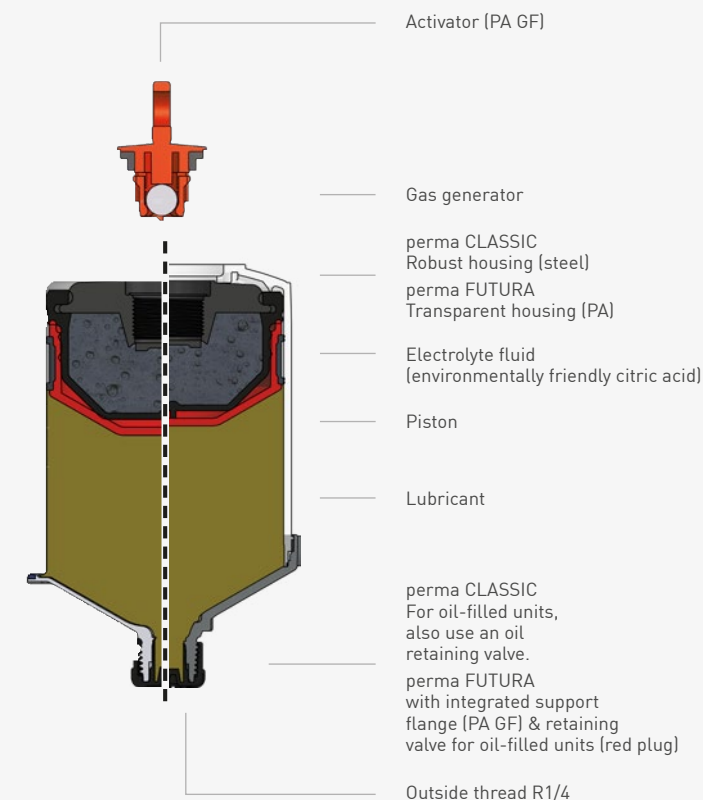
**Operating temperature**  
0 °C to +40 °C | 32 °F to +104 °F



**Pressure build-up**  
Max. 4 bar | 58 psi



**Standard & special lubricants**  
Greases up to NLGI 2 | Oils



**Dimensions**  
perma CLASSIC: Ø 70 x 99 mm  
perma FUTURA: Ø 67 x 111 mm


# perma FUTURA PLUS

## Ideal for use in wind turbines

perma FUTURA PLUS can be used in all types of applications with ambient temperatures from 0 °C to +40 °C. Depending on operating conditions, a lubricant volume of 120 cm<sup>3</sup> is dispensed in 1, 3, 6 or 12 months. Reliable function is based on an electrochemical reaction, which is started by simply turning the activation cap. The contained gas generator generates a pressure of max. 4 bar, which moves the piston forward and transports lubricant into the lubrication point. perma FUTURA PLUS is used for single-point lubrication of roller and sliding bearings, sliding guides, open gears, gear racks, spindles, shaft seals, chains etc. Main application areas are wind turbines and the food industry. perma FUTURA PLUS has a corrosion-proof plastic housing, which makes it ideal for hygienically clean environments.

More about our perma products  
can be found on our website [www.perma-tec.com](http://www.perma-tec.com)




CE  I M2 h Mb X  
II 2G h IIC T6 Gb X  
II 2D h IIC T80°C Db X


MADE IN GERMANY



Transparent plastic housing with integrated support flange



No tools needed for activation:  
Activation cap with integrated gas generator  
Discharge period  
1, 3, 6 or 12 months



EX-proof certification



Ready-to-use system




Easy disposal




Safe lubrication in EX zones




Increased workplace safety




**Drive**  
Electrochemical reaction via gas generator




**Discharge period at +20 °C | 68 °F**  
**perma MULTI LC 150-2 (SF01)**  
1, 3, 6 or 12 months




**Lubricant volume**  
120 cm<sup>3</sup> | 4.06 fl.oz.



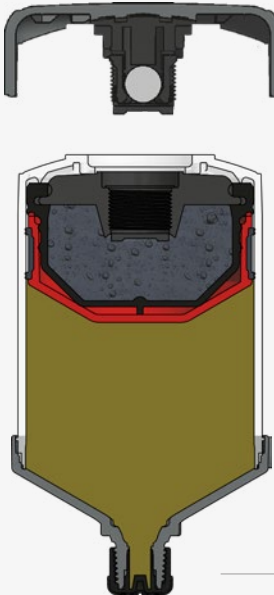
**Operating temperature**  
0 °C to +40 °C | 32 °F to +104 °F



**Pressure build-up**  
Max. 4 bar | 58 psi



**Standard & special lubricants**  
Greases up to NLGI 2 | Oils



Activation cap with integrated gas generator (PA GF)

Transparent housing (PA)

Electrolyte fluid (environmentally friendly citric acid)

Piston

Lubricant

With integrated support flange (PA GF) & retaining valve for oil-filled units (red plug)

Outside thread R1/4

**Dimensions**  
perma FUTURA PLUS: Ø 70 x 117 mm





## perma PRO MP-6\* | perma PRO C MP-6

### Precise lubricant supply for 1 to 6 lubrication points

The perma PRO MP-6 is available as a self-sufficient, battery operated multi-point lubrication system or as perma PRO C MP-6 with external power supply (PLC or machine controlled). Depending on the discharge period (1 day to 24 months), the system discharges 250 or 500 cm<sup>3</sup> from a maximum of six outlets into the lubrication points. Due to the maximum pressure build-up of 25 bar in the MP-6 distributor, the lubricant is evenly and precisely distributed using up to 5 m of grease line per outlet. Applications for perma PRO MP-6 and perma PRO C MP-6 multi-point lubrication system include roller and sliding bearings, linear guides, open gears, spindles as well as shaft seals on motors, generators, pumps and fans. Applications range from the automotive industry and combined heat and power stations, to the paper industry and mining, and steel industry sectors.

More about our perma products  
can be found on our website [www.perma-tec.com](http://www.perma-tec.com)



MADE IN GERMANY



Setting via push button with  
display and LED  
Display of outlets  
LED red / green = function



Pressure build-up to 25 bar allows  
remote mounting up to 5 m per  
outlet  
Additional discharge (Purge)



MP-6 distributor with 6 outlets  
Number of active outlets can be  
user-defined



Supply of up to  
6 lubrication points



Enhanced  
equipment availability



External power supply  
(PRO C MP-6)



Increased  
workplace safety



#### Drive - reusable

PRO MP-6: Battery operation with Battery PRO B (Alkaline)  
PRO C MP-6: External power supply 15-30 V | 120 mA



#### Discharge period

1 day to 24 months



#### Lubricant volume

250, 500 cm<sup>3</sup> | 8.45, 16.91 fl.oz.



#### Operating temperature

-20 °C to +60 °C | -4 °F to +140 °F




#### Pressure build-up

Max. 25 bar | 360 psi  
Mounting with < 5 m grease line per outlet



#### Standard & special lubricants

Greases up to NLGI 2



PRO LC (PC Polyester)

PRO Drive (Zn)

Mounting device PRO

Tube connectors  
for tube ø8 mm

Distributor PRO MP-6 (Zn)

Connecting cable  
PRO MP-6 14 cm

#### Dimensions

perma PRO MP-6 LC 250: ø 92 x 350 x 107 mm | LC 500: ø 92 x 401 x 107 mm  
perma PRO C MP-6 LC 250: ø 92 x 350 x 111 mm | LC 500: ø 92 x 401 x 111 mm

# perma PRO LINE | perma PRO C LINE

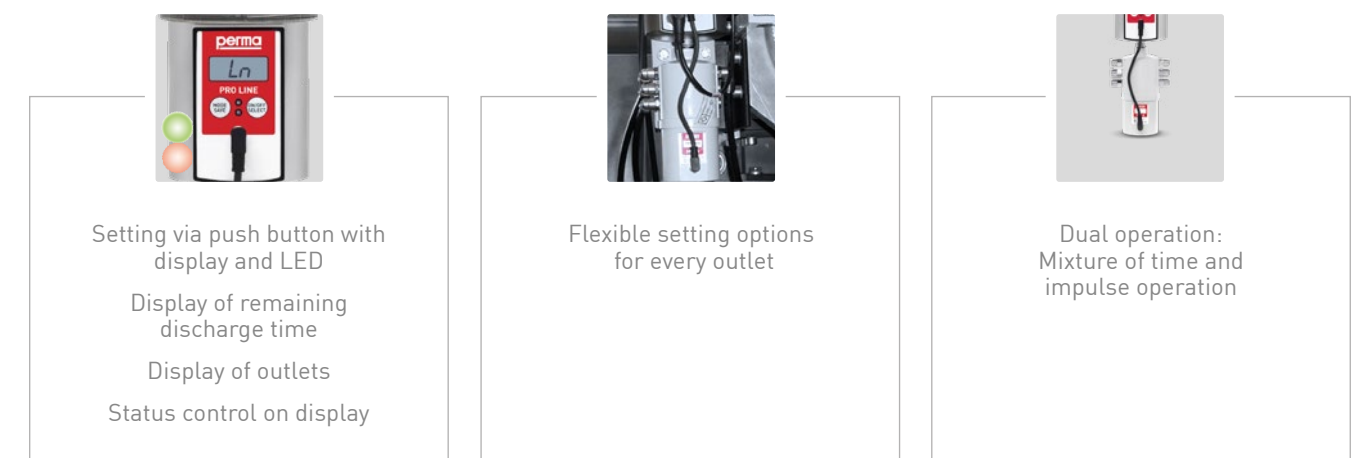
## Precise lubrication system for linear guides

perma PRO LINE and perma PRO C LINE are flexible multi-point lubrication systems for linear guides. The discharge can be adapted precisely to the manufacturer's specifications. The lubricant quantity and relubrication interval can be set flexibly for each of the six outlets. The PRO LC is filled with 250 or 500 cm<sup>3</sup> of grease. The high pressure build-up enables remote mounting using grease lines of up to 5 meters per outlet. This increases workplace safety, at the same time allowing reliable lubrication of the running system. Main applications for the multi-point lubrication systems perma PRO LINE and perma PRO C LINE are linear guides. Applications range from linear components, screw drives and gear racks in machine tools to handling systems and traversing axes on industrial robots. Other applications are roller and sliding bearings, open gears and spindles.

More about our perma products  
can be found on our website [www.perma-tec.com](http://www.perma-tec.com)



MADE IN GERMANY



Setting via push button with display and LED  
Display of remaining discharge time  
Display of outlets  
Status control on display

Flexible setting options for every outlet

Dual operation:  
Mixture of time and impulse operation



Supply of up to 6 lubrication points



High flexibility



External power supply (PRO C LINE)



Increased workplace safety



**Drive - reusable**  
PRO LINE: Battery operation with Battery PRO B (Alkaline)  
PRO C LINE: External power supply 15-30 V | 120 mA



**Discharge period**  
Pause times in days (24 h) |  
Discharge quantity per outlet  
Impulse mode



**Lubricant volume**  
250, 500 cm<sup>3</sup> | 8.45, 16.91 fl.oz.



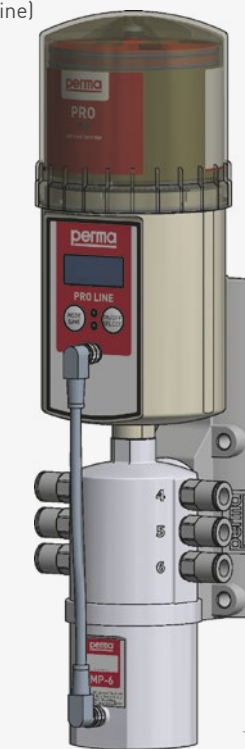
**Operating temperature**  
-20 to +60 °C | -4 to +140 °F



**Pressure build-up**  
Max. 25 bar | 360 psi  
Mounting with < 5 m grease line per outlet



**Standard & special lubricants**  
Greases up to NLGI 2



PRO LC (PC Polyester)

PRO LINE Drive (Zn)

Mounting device PRO

Tube connectors for tube ø 8 mm

Distributor PRO MP-6 (Zn)

Connecting cable PRO MP-6 14 cm

**Dimensions**  
perma PRO LINE LC 250: ø 92 x 350 x 107 mm | LC 500: ø 92 x 401 x 107 mm  
perma PRO C LINE LC 250: ø 92 x 350 x 111 mm | LC 500: ø 92 x 401 x 111 mm



# perma ECOSY

## Perfectly suited for use in escalators

perma ECOSY is a multi-point lubrication system and supplies up to 6 lubrication points with a predefined quantity of oil. The control of perma ECOSY allows time (TIME), sensor (SENSOR) or impulse mode (CONTROL) and can be adapted to varying demands. Lubrication pump and control are integrated into a 7-litre plastic tank. The high-performance perma ECOSY pump allows lubrication points up to 10 m away to be supplied with lubricant, e.g. in difficult-to-access and soiled areas. perma ECOSY can be used to lubricate guideways as well as drive and transport chains. The system supplies lubrication points with the defined lubricant quantity via special brushes and prevents friction and wear at the contact points. This increases the service life and reduces maintenance costs. Typical applications include escalators, moving walkways and conveyors.

More about our perma products  
can be found on our website [www.perma-tec.com](http://www.perma-tec.com)




MADE IN GERMANY



Multifunction display  
in several languages



High-quality plastic housing



Flexible pump control of 6 outlets



Supply of up to  
6 lubrication points



Long  
maintenance intervals



External  
power supply



Increased  
workplace safety



**Number of outlets**  
1-6 | individual | electronically activatable



**Discharge period**  
Machine controlled | time controlled  
**Feed rate**  
0 - 9,999 ml | 1,000 h per outlet\*



**Fill volume**  
7 litres



**Operating temperature**  
-20 °C to +60 °C | -4 °F to +140 °F



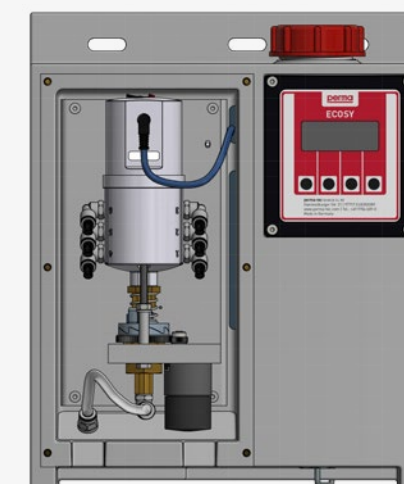
**Pressure build-up**  
Max. 10 bar | 145 psi



**Supply voltage**  
85-240 V AC | 50-60 Hz | 24 V DC | 25 W



**Standard & special lubricants**  
Oils



Filter, filling hole,  
screw cap (PA GF)

ECOSY housing (PE)

Distributor

Tube connections  
for tube aØ6 mm

Pump

Motor
















**Dimensions**  
perma ECOSY: 310 x 380 x 170 mm

\*For details see perma ECOSY operating instructions page 13



For more than 60 years, perma has stood for innovative and creative lubrication solutions. Now, we are expanding our exclusive range of perma lubricants to offer you even more products. Thanks to many years of experience, we are able to offer a wide range of high-quality lubricants that are tailored to your needs. Our lubricants are specially developed to meet











our customers' needs while ensuring excellent protection for critical rotating equipment such as conveyors, pumps, fans and electric motors. The perma range includes universal, food-grade, heavy-duty and high-temperature lubricants made using mineral or synthetic base oils.

perma lubricant	Key figures								Applications				Machine elements					Properties					
	Thickener	Base oil	Viscosity at cSt @ 40 °C	NLGI	Operating temperature	Colour	Speed value	Electric motors	Blowers / Fans	Pumps	Conveyors	Roller bearings	Sliding bearings	Linear guides	Open gears	Spindles	High speed	Low speed	Heavy load	Light load	High temperature	Low temperature	
																							
Multipurpose greases																							
perma MULTI LC 150-2 (SF01)	Lithium Calcium	Mineral oil	150	2	-30 °C to +130 °C -22 °F to +266 °F	Beige	300000	*	**	**	***	***	**	**	**	**	**	**	*	**	*	**	
perma MULTI AX 220-0 (SF06)	Aluminium complex	Mineral oil	220	0	-20 °C to +130 °C -4 °F to +266 °F	Brown	300000	*	*	*	*	**	**	**	*	*	**	**	*	**	*	**	
Heavy-duty grease																							
perma LOAD L-M 100-2 (SF02)	Lithium + MoS2	Mineral oil	100	2	-30 °C to +120 °C -22 °F to +248 °F	Black	350000	-	-	-	**	-	***	-	***	**	*	***	**	*	*	**	
High-temperature grease																							
perma TEMP PU-P SYN 420-2 (SF03)	Polyurea + PTFE	Ester + PFPE	420	2	-20 °C to +220 °C -4 °F to +428 °F	Beige	300000	*	*	*	*	***	**	**	**	**	*	**	*	**	***	***	
Heavy-duty/high-temperature grease																							
perma LOAD PU SYN 500-1 (SF04)	Polyurea	Synthetic	500	0 / 1	-20 °C to +160 °C -4 °F to +320 °F	Yellow	200000	*	*	*	***	**	**	**	**	**	*	**	**	**	**	**	
perma LOAD PU-M SYN 500-1 (SF05)	Polyurea + MoS2	Synthetic	500	0 / 1	-20 °C to +160 °C -4 °F to +320 °F	Black	200000	-	-	-	**	-	***	-	***	*	*	***	***	**	**	**	
High-speed grease																							
perma SPEED CX SYN 100-2 (SF08)	Calcium complex	Synthetic	100	2	-40 °C to +140 °C -40 °F to +284 °F	Beige	600000	***	**	*	-	***	*	*	-	**	***	*	*	***	**	**	
Biodegradable grease																							
perma BIO PU SYN 120-2 (SF09)	Polyurea	Synthetic	120	2	-40 °C to +140 °C -40 °F to +284 °F	Brown	300000	**	**	**	**	**	**	**	**	**	*	**	*	*	*	**	
Food-grade grease																							
perma FOOD AX SYN 150-1 (SF10)	Aluminium complex	Synthetic	150	1	-45 °C to +120 °C -49 °F to +248 °F	Beige	500000	**	**	**	**	**	**	**	**	**	**	**	**	*	*	***	

Not recommended: - | Ok: \* | Good: \*\* | Recommended: \*\*\*



# Lubricants | Oils

perma lubricant name	Key figures			Machine elements				Properties					
	Base oil	Viscosity at +40 °C [mm2/s]	Operating temperature	Sliding bearings	Open gears	Spindles	Chains	High speed	High Adhesion	Heavy load	Light load	High temperature	Low temperature
													
Multipurpose oil													
perma MULTI 100 [S032]	Mineral oil	100	-5°C to +100°C +23°F to +212°F	**	**	**	**	**	**	*	**	*	*
High-temperature oil													
perma TEMP SYN 320 [S014]	Synthetic	320	-20°C to +250°C -4°F to +482°F	*	*	*	***	***	***	***	*	***	*
Biodegradable oil													
perma BIO SYN 100 [S064]	Synthetic	100	-30°C to +110°C -22°F to +230°F	**	**	**	***	**	**	*	**	*	**
perma BIO SYN 320 [S069]	Synthetic	320	-20°C to +110°C -4°F to +230°F	***	***	***	***	***	***	***	*	*	**
Food-grade oils													
perma FOOD SYN 220 [S070]	Synthetic	220	-30°C to +120°C -22°F to +248°F	***	***	***	***	**	**	**	**	*	**
perma FOOD LOWTEMP SYN 32 [S078]	Synthetic	32	-50°C to +140°C -58°F to +284°F	*	*	*	***	*	***	*	***	*	***

Not recommended: - | Ok:\* | Good: \*\* | Recommended: \*\*\*

**Base oil**  
Grease consists of between 70 % and 95 % of oil. The type of oil influences the lubricating properties of the grease and also determines the applications the grease is best suited for.

**Base oil viscosity**  
The viscosity indicates the flowability of the base oil. Greases with a low viscosity base oil are usually used for bearings with a high speed factor whereas slow moving bearings will use a high viscosity base oil..

**NLGI grade**  
The NLGI grade (consistency number) indicates a grease’s relative hardness. Grades range from 000 (very fluid) to 6 (very hard). Greases up to NLGI grade 2 can be used in perma lubrication systems.

**Thickener**  
A thickener is a component of the grease that gives it a semi-fluid consistency. This ensures that the grease stays in the bearing and does not leak out, as would be the case for oil alone. Different thickeners are not always compatible which means that different greases should be checked before being mixed.

**NSF**  
One requirement of the food and beverage industry is that lubricants must be registered with the US organisation NSF. All lubricants that (occasionally) come into direct contact with food must be tested and registered in accordance with the NSF H1 criteria.

**Halal and Kosher**  
Other requirements include the dietary rules of the Jewish and Muslim population relating to the use of machines and surroundings during the food production. Appropriate certification confirms that the strict requirements for halal and kosher have been met and complies with the religious requirements.

**Miscibility**  
When relubricating a lubrication point, the same lubricant should always be used to avoid mixing different lubricants. If this is not possible, it must be ensured that the base oil and thickener are compatible. The compatibility of these components must be checked and taken into account using specified miscibility tables.

## WE GUARANTEE



### CONTAMINATION-FREE LUBRICANTS

Based on many years of experience and technical expertise, perma lubrication systems are reliably filled with clean lubricant and free of air pockets.



### CORRECT LUBRICANT DESIGNATION

perma lubrication systems always have the correct lubricant designation. This helps to avoid unwanted mixing of lubricants.



### RELIABLE OPERATION OF THE LUBRICATION SYSTEMS

Our lubrication systems and ex-changeable cartridges (LC units) meet high quality standards and therefore guarantee reliable lubrication.



### LUBRICANT DURABILITY

The serial number on our products shows the year and week of manufacture. This makes it easy to ensure that only fresh lubricants are used.



### CLP | GHS-COMPLIANT MARKINGS

perma lubrication systems are correctly labelled and immediately show the user the relevant danger and safety instructions.



### NSF-CERTIFIED FILLING

We offer a wide range of suitable lubricants in our automatic lubrication systems, especially for the food & beverage industry. Filling at perma is NSF-certified according to DIN ISO 21469.

# MOUNTING

The correct kits and accessories for your mounting solution

For many lubrication points it is beneficial to mount the lubricating system with a grease line at a location that can be safely accessed during plant operation.

Determine thread size at the lubrication point with:  
perma fitting thread tester  
Art. No. 110374



## DECIDE WHAT MOUNTING TYPE IS SUITABLE FOR YOU...

YES ☐ NO ☐ Is it difficult or dangerous to reach the lubrication point during plant operation?

YES ☐ NO ☐ Is access permission required to reach lubrication points in secured areas or at great heights?

YES ☐ NO ☐ Is the lubrication point subject to strong vibrations or high temperatures which may impair or damage the lubrication system?

YES ☐ NO ☐ Is the lubrication point exposed to large quantities of water, pumped media, media from the manufacturing process or impact from solids?

→ If you answer yes to one of the questions, we recommend that you use indirect / remote mounting.

## BENEFITS: DIRECT MOUNTING

- » Immediate supply of lubrication points with fresh lubricant
- » Grease has the shortest supply path meaning it does not age before entering the bearing
- » Lowest cost, quickest and most simple installation method



## BENEFITS: REMOTE MOUNTING

- » Relocate lubrication point to a safe area
- » Vibrations at the lubrication point can be disregarded
- » Automatic lubrication systems can be exchanged while the machine is in operation



## INSTALLATION KITS

### Direct mounting

More about perma mounting solutions and kits can be found on our website [www.perma-tec.com](http://www.perma-tec.com)



**INSTALLATION KITS STAR**  
1 x Reducer G1/8 male x G1/4 female  
1 x Reducer M6 male x G1/4i female  
1 x Reducer M8x1 male x G1/4i female  
1 x Reducer M10x1 male x G1/4i female  
1 x Extension G1/4 male x G1/4i - 45 mm  
1 x Angle 45° G1/4 male x G1/4 female  
1 x Support flange STAR G1/4 male x G1/4 female



perma STAR VARIO  
perma STAR CONTROL

Art. No. 101477



**INSTALLATION KITS CLASSIC, FUTURA, FLEX, NOVA**  
1 x Reducer G1/8 male x G1/4 female  
1 x Reducer M6 male x G1/4 female  
1 x Reducer M8x1 male x G1/4 female  
1 x Reducer M10x1 male x G1/4 female  
1 x Extension G1/4 male x G1/4 female - 45 mm  
1 x Angle 45° G1/4 male x G1/4 female



perma CLASSIC  
perma FUTURA  
perma FUTURA PLUS  
perma FLEX  
perma FLEX PLUS  
perma NOVA

Art. No. 101476

## ACCESSORY KITS and INSTALLATION KITS STAR

### Remote mounting | Standard and Heavy Duty

INSTALLATION KITS contain all necessary parts for the complete mounting of the lubrication system to the lubrication point: mounting bracket with mounting support, support flange, hose connectors, reducers and Heavy Duty hose.

The only difference between the ACCESSORY KITS and the INSTALLATION KITS is that no hose is included.



### STANDARD DUTY KIT

These kits are very versatile and can be used in areas with normal ambient conditions. The kits contain all necessary parts, including a reducer M10x1 and G1/8 per lubrication point.



### HEAVY DUTY KIT

Heavy Duty kits have been specifically designed for use in operational areas with harsh ambient conditions which are subject to regular wash down and water impact, such as the conditions found in coal handling preparation plants.



ACCESSORY KITS and INSTALLATION KITS STAR Standard Duty

ACCESSORY KITS and INSTALLATION KITS STAR Standard Duty have been especially designed for operation under normal ambient conditions. The kits contain all necessary parts, including a reducer M10x1 and G1/8 per lubrication point. Unlike the ACCESSORY KITS, the INSTALLATION KITS do already contain the hose.

Beam clamp mount



**INSTALLATION KIT STAR Standard Duty**  
1-point 65 mm beam clamp mount  
incl. 3 m hose  
Art. No. 116961

**ACCESSORY KIT STAR Standard Duty**  
1-point 65 mm beam clamp mount  
without hose | Art. No. 116951



**INSTALLATION KIT STAR Standard Duty**  
2-point 65 mm beam clamp mount  
incl. 5 m hose  
Art. No. 116963

**ACCESSORY KIT STAR Standard Duty**  
2-point 65 mm beam clamp mount  
without hose | Art. No. 116953

Cage hanger mount



**INSTALLATION KIT STAR Standard Duty**  
1-point cage hanger mount  
incl. 3 m hose  
Art. No. 116962

**ACCESSORY KIT STAR Standard Duty**  
1-point cage hanger mount  
without hose | Art. No. 116952



**INSTALLATION KIT STAR Standard Duty**  
2-point cage hanger mount  
incl. 5 m hose  
Art. No. 116964

**ACCESSORY KIT STAR Standard Duty**  
2-point cage hanger mount  
without hose | Art. No. 116954

ACCESSORY KITS and INSTALLATION KITS STAR Heavy Duty

ACCESSORY KITS and INSTALLATION KITS STAR Heavy Duty have been specifically designed for use in operational areas with harsh ambient conditions. The kits contain all necessary parts, including a protection cap STAR Heavy Duty, a Purge connection with manual valve and a reducer M10x1 and G1/8 per lubrication point. Unlike the ACCESSORY KITS, the INSTALLATION KITS do already contain the hose.

Beam clamp mount



**INSTALLATION KIT STAR Heavy Duty**  
1-point 65 mm beam clamp mount  
incl. 3 m hose  
Art. No. 116965

**ACCESSORY KIT STAR Heavy Duty**  
1-point 65 mm beam clamp mount  
without hose | Art. No. 116955



**INSTALLATION KIT STAR Heavy Duty**  
2-point 65 mm beam clamp mount  
incl. 5 m hose  
Art. No. 116967

**ACCESSORY KIT STAR Heavy Duty**  
2-point 65 mm beam clamp mount  
without hose || Art. No. 116957

Cage hanger mount



**INSTALLATION KIT STAR Heavy Duty**  
1-point cage hanger mount  
incl. 3 m hose  
Art. No. 116966

**ACCESSORY KIT STAR Heavy Duty**  
1-point cage hanger mount  
without hose | Art. No. 116956



**INSTALLATION KIT STAR Heavy Duty**  
2-point cage hanger mount  
incl. 5 m hose  
Art. No. 116968

**ACCESSORY KIT STAR Heavy Duty**  
2-point cage hanger mount  
without hose | Art. No. 116958

perma STAR Components  
Complete your solution with the following components



perma STAR VARIO Drive  
Art. No. 117222

perma STAR VARIO BLUETOOTH Drive  
Art. No. 117223



perma STAR VARIO EX Drive  
Art. No. 118586

perma STAR VARIO BLUETOOTH EX Drive  
Art. No. 118585



perma STAR CONTROL Drive  
TIME- or IMPULSE Modus  
Art.No. 118216



Battery pack STAR VARIO (Alkaline)  
Art. No. 101351



Battery pack STAR VARIO EX (Lithium)  
Art.No. 118526



Cable STAR CONTROL  
5 m Art. No. 108432  
10 m Art. No. 108431  
20 m Art. No. 110512



Battery pack STAR VARIO low temperature (Lithium)  
Art. No. 116901



perma STAR LC 60 cm³




perma STAR LC 120 cm³



perma STAR LC 250 cm³



perma STAR LC 500 cm³





ACCESSORY KITS and INSTALLATION KITS ULTRA Standard Duty & Heavy Duty


Beam clamp mount



**INSTALLATION KIT ULTRA Standard Duty**  
1-point 65 mm beam clamp mount  
incl. 5 m hose | Art. No. 116339

**ACCESSORY KIT ULTRA Standard Duty**  
1-point 65 mm beam clamp mount  
without hose | Art. No. 116335

Cage hanger mount



**INSTALLATION KIT ULTRA Standard Duty**  
1-point cage hanger mount  
incl. 5 m hose | Art. No. 116340

**Accessory Kit ULTRA Standard Duty**  
1-point cage hanger mount  
without hose | Art. No. 116336



**INSTALLATION KIT ULTRA Heavy Duty**  
1-point 65 mm beam clamp mount  
incl. 5 m hose | Art. No. 116341

**ACCESSORY KIT ULTRA Heavy Duty**  
1-point 65 mm beam clamp mount  
without hose | Art. No. 116337



**INSTALLATION KIT ULTRA Heavy Duty**  
1-point cage hanger mount  
incl. 5 m hose | Art. No. 116342

**ACCESSORY KIT ULTRA Heavy Duty**  
1-point cage hanger mount  
without hose | Art. No. 116338

perma ULTRA Components  
Complete your solution with the following components



perma ULTRA Drive  
with cover  
Art. No. 116159



For extreme operating conditions:  
Protection cap ULTRA  
Heavy Duty (plastic)  
Art. No. 116149



Battery pack ULTRA  
(Alkaline)  
Art. No. 116147



Battery pack ULTRA  
low temperature  
(Lithium)  
Art. No. 116148



perma ULTRA LC  
500 cm³



perma ULTRA LC  
1,000 cm³

ACCESSORY KITS and INSTALLATION KITS chains  
Solutions for electrochemical and electromechanical lubrication systems



INSTALLATION KIT STAR  
Chains  
Art. No. 117983




ACCESSORY KIT STAR  
Chains  
Art. No. 117982




INSTALLATION KIT CLASSIC,  
FUTURA, FLEX, NOVA  
Chains  
Art. No. 117984



ACCESSORY KIT CLASSIC,  
FUTURA, FLEX, NOVA  
Chains  
Art. No. 117981



SET small parts for installation kit  
Chains  
Art. No. 117977



Please note that oil brushes are not  
included in the kits. These can be  
found from page 78



PREPARE LUBRICATION POINT

Always pre-fill lubrication point,  
connecting parts and grease lines!




Greases	Cartridge 400 g for grease gun Pic.: 1	Pail 1 kg Pic.: 2	Pail 5 kg Pic.: 3
perma MULTI LC 150-2 (SF01)	101585	107494	107508
perma LOAD L-M 100-2 (SF02)	101588	107495	107509
perma TEMP PU-P SYN 420-2 (SF03)	101589	107496	107510
perma LOAD PU SYN 500-1 (SF04)	101590	107497	107511
perma LOAD PU-M SYN 500-1 (SF05)	101591	107498	107512
perma MULTI AX 220-0 (SF06)	101592	107499	107513
perma SPEED CX SYN 100-2 (SF08)	101593	107500	107514
perma BIO PU SYN 120-2 (SF09)	101594	107501	107515
perma FOOD AX SYN 150-1 (SF10)	101595	107502	107516

Oils	Bottle 1 Litre Pic.: 4	Canister 5 Litre Pic.: 5
perma TEMP SYN 320 (S014)	107463	107520
perma MULTI 100 (S032)	107465	107521
perma BIO SYN 100 (S064)	107469	107523
perma BIO SYN 320 (S069)	107472	107525
perma FOOD SYN 220 (S070)	107473	107526
perma FOOD LOWTEMP SYN 32 (S078)	118630	118631



Accessories for preparing the lubrication point	Pic.	Art. No.
Grease gun (operating pressure 400 bar / 1.9 cm³ stroke)	1	101455
Hose with rotary joint, slide and hydraulic coupling for grease gun	2	110199
Oil gun with rotary joint (operating pressure 400 bar / 1.9 cm³ stroke)	3	109009
Accessory Set for pressure test (order lubrication system separately)	4	101480
Purge connection with manual valve R1/4 male x G1/4 female (brass nickel plated)	5	113972
Purge connection with manual valve R1/4 male x G1/4 female (stainless steel)	6	113973
50 ml Bottle Loctite® 243™ thread sealant (medium strength)	7	110278
KIT TUBE PREFILL ADAPTERS	8	117907





BRACKETS

It has never been so easy to integrate automatic lubrication systems in existing production processes. Our expertise is based on many years of experience and global know-how. perma customers obtain all necessary components from a single supplier and also benefit from service and support to implement customised lubrication solutions.

Beam clamp  
30 mm  
(stainless steel)

Art. No. 109957

or

Beam clamp  
65 mm  
(stainless steel)

Art. No. 109958

or


Cage hanger arm  
(stainless steel)

Art. No. 109959


Mounting brackets for perma CLASSIC, FUTURA, FUTURA PLUS, FLEX, FLEX PLUS & NOVA	Pic.	Material	Art. No.
Mounting bracket 1-point G1/4 female	1	Stainless steel	109685
Mounting bracket 2-point G1/4 female	2	Stainless steel	109686
Mounting bracket cage hanger 1-point G1/4 female	3	Stainless steel	109689
Mounting bracket cage hanger 2-point G1/4 female	4	Stainless steel	109690



Mounting brackets for perma STAR VARIO & STAR CONTROL	Pic.	Material	Art. No.
Mounting bracket STAR Standard Duty 1-point G1/4 female	5	Stainless steel	109663
Mounting bracket STAR Standard Duty 2-point G1/4 female	6	Stainless steel	109667
Mounting bracket STAR Heavy Duty C-section 1-point G1/4 female	7	Stainless steel	109664
Mounting bracket STAR Heavy Duty C-section 2-point G1/4 female	8	Stainless steel	108648
Mounting bracket STAR Standard Duty cage hanger 1-point G1/4 female	9	Stainless steel	109665
Mounting bracket STAR Standard Duty cage hanger 2-point G1/4 female	10	Stainless steel	109668



Additional brackets	Pic.	Material	Art. No.
Multipurpose clip CLASSIC, FUTURA, FLEX, NOVA, STAR	11	Plastic	110031
Bracket	12	Stainless steel	104864
Insert for bracket G1/4a x G1/4 female	12a	Brass	104820
	12b	Stainless steel	104865



Mounting plate   Mounting angle		Pic.	Material	Art. No.
Mounting plate 110 x 70 x 2.5 mm	Hole spacing 45 mm	1	Stainless steel	101432
Mounting angle 50 x 50 x 70 x 2.5 mm	Hole spacing 45 mm	2	Stainless steel	101429
Mounting angle 50 x 70 x 70 x 2.5 mm	Hole spacing 45 mm	3	Stainless steel	101430
Mounting angle 50 x 100 x 70 x 2.5 mm	Hole spacing 45 mm / 22.5 mm	4	Stainless steel	101431
Mounting angle 50 x 180 x 70 x 5 mm	Hole spacing 45 mm	5	Stainless steel	101433



Support flanges   Protection caps Standard Duty and Heavy Duty	Pic.	Material	Art. No.
Support flange STAR G1/4 male x G1/4 female	1	Brass Plastic	109420
Support flange FLEX G1/4 male x G1/4 female	2	Brass Plastic	101427
Protection cap incl. support flange FLEX G1/4 male x G1/4 female	3	Stainless steel / Alu	101428
Support flange STAR with cover clip for protection cap	4	Plastic	116602
Support flange STAR Heavy Duty	5	Plastic	110757
Protection cap STAR Standard Duty 60 / 120	6	Plastic	115898
Protection cap STAR CONTROL Standard Duty 250	7	Plastic	115899
Protection cap STAR Heavy Duty 250	8	Plastic	109999
Protection cap STAR Heavy Duty 500	9	Plastic	113595
Adapter cable STAR CONTROL 50 cm	10	-	115505



More about the perma brackets  
can be found on our website [www.perma-tec.com](http://www.perma-tec.com)





TUBES

Name Material Properties	Art. No. (meter goods)	iØ/oØ [mm]	Operating temperature range [°C]	Minimum bending radius [mm]	Max. operating pressure [bar]	Initial filling amount per m [cm³]	Silicone-free / halogen-free	Max. grease line* [m]					
								perma CLASSIC   FUTURA   PLUS	perma FLEX   FLEX PLUS   NOVA	perma STAR	perma ULTRA	perma PRO	perma ECOSY
<b>Heavy Duty hose with NBR lining and fabric insert</b> » Synthetic rubber with fabric insert » Oil and weather resistant outer layer	101555	9,5 / 16	-40 to +100	76	25	75	-	1	2	5	*	*	*
<b>VA-Flex tube stainless steel / PTFE</b> » High resistance to fractures and impacts » High temperature resistance	113864 (500 mm) 101549 (1000 mm) 101550 (1500 mm)	8 / 11	-150 to +260	70	220	55	✓	1	2	5	*	5	*
<b>Tube PA</b> » UV-resistant » Resistant to water » Translucent	101393	6 / 8	-40 to +80	40	19	33	✓	1	2	3	*	*	*
<b>Tube PTFE</b> » Good temperature resistance » Noncombustible (flammability class V-0) » Suitable for food and beverage » Translucent	101394	6 / 8	-70 to +260	50	9	33	-	1	2	3	*	*	*
<b>Extreme Heavy Duty hose</b> » Resistant to oils and lubricants » UV-stabilised and resistant to micro-organisms	116283	6,4 / 11,8	-40 to +100	35	200	35	✓	*	*	*	20	*	*
<b>Tube PA</b> » Highly resistant to stress cracking, pressure and impact » High mechanical strength	101569	5 / 8	-35 to +100	45	31	25	✓	*	*	*	*	5	*
<b>Tube PA</b> » Highly resistant to stress cracking, pressure and impact » High mechanical strength » Translucent	101494	4 / 6	-35 to +100	35	27	15	- / ✓	*	*	*	*	*	10
<b>Hose spiral guard 25 mm Plastic</b>	109695												

\*The maximum length of the grease line depends on the lubrication system, lubricant and operating temperature. Information applies at +20 °C using perma MULTI LC 150-2 (SF01) or perma TEMP SYN 320 (SO14).

More offers for tubes  
you will find on our website [www.perma-tec.com](http://www.perma-tec.com)



TUBE CONNECTORS

Heavy duty hose connector suitable for tube oØ 9.5 / oØ 16 mm 101555		Pic.	Material	Art. No.
Tube connector G1/4 male - push-lock	max. +100 °C	1	Steel, zinc-plated	116624
<div>1</div>				
Tube connector push-lock up to 25 bar suitable for tube oØ 8 mm 101393, 101394 and 101569		Pic.	Material	Art. No.
Tube connector G1/8 male	straight	2	Brass nickel-plated	101570
Tube connector G1/8 male 90°	rotating	3		101571
Tube connector G1/4 male	straight	4		101496
Tube connector G1/4 female	straight	5		101502
Tube connector G1/4 male 90°	rotating	6		101497
Tube connector G3/8 male	straight	7		101498
Tube connector M6 male	straight	8		111954
Tube connector M6 male 90°	rotating	9		111957
Tube connector M8x1 male	straight	10		111955
Tube connector M8x1 male 90°	rotating	11		111958
Tube connector M10x1 male	straight	12		111956
Tube connector M10x1 male 90°	rotating	13		111959
Y-connector	-	14		101513
Tube connection for tube oØ 8 mm	straight	15		110191
<div>2</div> <div>3</div> <div>4</div> <div>5</div> <div>6</div> <div>7</div> <div>8</div> <div>9</div> <div>10</div> <div>11</div> <div>12</div> <div>13</div> <div>14</div> <div>15</div>				
VA-Flex tube connector suitable for tube oØ 8 / oØ 11 mm 113864, 101549, 101550		Pic.	Material	Art. No.
Cutting ring coupling R1/4 male straight	max. +260 °C	16	Stainless steel	104868
Cutting ring coupling R1/8 male 90° adjustable		17		104869
Cutting ring coupling R1/8 male straight		18		104870
Cutting ring coupling straight – connector for oØ 8 mm		19		104871
<div>16</div> <div>17</div> <div>18</div> <div>19</div>				

TUBE CONNECTORS

Tube connector push-lock suitable for tube ø 6 mm up to 25 bar 101494		Pic.	Material	Art. No.
Tube connector G1/8 male	straight	20	Brass nickel-plated	101446
Tube connector G1/8 male 90°	rotating	21		101449
Tube connector G1/4 male	straight	22		101447
Tube connector G1/4 female	straight	23		101511
Tube connector G1/4 male 90°	rotating	24		101551
Tube connector M5 male	straight	25		101448
Tube connector M5 male 90°	rotating	26		101450
Tube connector M6 male	straight	27		101509
Tube connector M6 male 90°	swivelling	28		101515
Tube connector M6x0.75 male 90°	swivelling	29		101516
Tube connector M8x1 male	straight	30		101517
Tube connector M8x1 male 90°	rotating	31		101507
Tube connector M10x1 male	straight	32		101510
Tube connector M10x1 male 90°	rotating	33		101508
Extension for tube ø 6 mm to ø 8 mm		34		101512
Y-connector		35		101514




Tube connector up to 6 bar suitable for tube iØ 6 mm / ø 8 mm 101393		Pic.	Material	Art. No.
Tube connector G1/4 female	max. +80 °C	36	Alu / plastic	101390
Tube connector G1/4 male	max. +80 °C	37		101391
Tube connector G1/8 male	max. +80 °C	38		101392
Tube connector G1/4 female	max. +100 °C	39	Brass nickel-plated	104821
Tube connector G1/4 male	max. +100 °C	40	Brass nickel-plated	104822
Tube connector G1/4 female	max. +260 °C	41	Stainless steel	104866
Tube connector G1/4 male	max. +260 °C	42		104867



REDUCERS | REDUCER COUPLING


	Pic.	Material	Art. No.
Reducer G1/4 male x G1/8 female	1	Brass	104834
Reducer G1/8 male x G1/4 female	2	Brass	104833
	3	Stainless steel	104875
Reducer coupling G3/8 female x G1/8 female	4	Brass nickel-plated	101545
Reducer R1/2 male x G1/4 female	5	Brass	104832
Reducer R1/4 male x G1/4 female	6	Brass	109954
Reducer R1/8 male x G1/4 female	7	Brass	109953
Reducer R3/4 male x G1/4 female	8	Brass	104835
Reducer R3/8 male x G1/4 female	9	Brass	104836
Reducer M6 male x G1/4 female	10	Brass	104837
	11	Stainless steel	104876
Reducer M6 male x G1/8 female	12	Stainless steel	109847
Reducer M8 male x G1/4 female	13	Brass	104839
	14	Stainless steel	104878
Reducer M8x1 male x G1/4 female	15	Brass	104838
	16	Stainless steel	104877
Reducer M10 male x G1/4 female	17	Brass	104841
Reducer M10x1 male x G1/4 female	18	Brass	104840
	19	Stainless steel	104879
Reducer M12 male x G1/4 female	20	Brass	104842
Reducer M12x1 male x G1/4 female	21	Brass	104843
Reducer M12x1.5 male x G1/4 female	22	Brass	104844
Reducer M14 male x G1/4 female	23	Brass	104846
Reducer M14x1.5 male x G1/4 female	24	Brass	104845
Reducer M16 male x G1/4 female	25	Brass	104847
Reducer M16x1.5 male x G1/4 female	26	Brass	104848
Reducer Whitworth 1/4" male x G1/4 female	27	Brass	104849
Reducer 1/4 UNF male x G1/4 female	28	Stainless steel	109845
Reducer 1/4 UNF male x G1/8 female	29	Stainless steel	109846





EXTENSIONS

	Pic.	Material	Art. No.
Extension 30 mm G1/4 male x G1/4 female	1	Brass	104854
Extension 45 mm G1/4 male x G1/4 female	2	Brass	104855
	3	Stainless steel	104887
Extension 75 mm G1/4 male x G1/4 female	4	Brass	104856
	5	Stainless steel	104888
Extension 115 mm G1/4 male x G1/4 female	6	Brass	104857
Extension 16 mm G1/8 male x G1/8 female	7	Brass nickel-plated	101576
Extension 36 mm G1/8 male x G1/8 female	8		101577
Extension 50 mm R1/8 male x G1/4 female	9	Brass	109848
Extension 14 mm M6x0.75 male x M6 female	10	Stainless steel	116291
Extension 30 mm M6x0.75 male x M6 female	11		116292
Extension 14 mm M6 male x M6 female	12		116293
Extension 30 mm M6 male x M6 female	13		116294
Extension 50 mm M6 male x G1/4 female	14	Stainless steel	109697
Extension 75 mm M10x1 male x G1/4 female	15	Brass	108923
Extension 115 mm M10x1 male x G1/4 female	16		108924
Extension 50 mm 1/4 UNF male x G1/4 female	17	Stainless steel	109854



You can find out more about perma accessories on our website at [www.perma-tec.com](http://www.perma-tec.com)



ANGLES

	Pic.	Material	Art. No.
Angle 45° G1/4 male x G1/4 female	1	Brass	104823
Angle 90° G1/4 male x G1/4 female	2		104827
Angle 45° R1/4 male x G1/4 female square	3		109853
Angle 45° R1/4 male x Rp1/4 female	4	Stainless steel	104873
Angle 90° R1/4 male x G1/4 female	5	Brass	109849
Angle 90° R1/4 male x G1/4 female square	6		109850
Angle 90° R1/8 male x G1/4 female	7		109851
Angle 90° R1/8 male x G1/4 female square	8		109852
Angle 90° R1/4 male x Rp1/4 female	9	Stainless steel	104874
Angle 45° M6 male x G1/4 female	10	Brass	104824
Angle 45° M8x1 male x G1/4 female	11		104825
Angle 45° M10x1 male x G1/4 female	12		104826
Angle 90° M6 male x G1/4 female	13		104828
Angle 90° M8x1a male G1/4 female	14		104829
Angle 90° M10x1 male x G1/4 female	15		104830



OTHERS

	Pic.	Material	Art. No.
Swivelling screw fitting G1/4 male x G1/4 female – rotary type	1	Brass	104831
Y-Adapter 2 x G1/4 female x R1/4 male	2	Brass nickel-plated	109002
T-Adapter 2 x G1/4 female x R1/4 male	3	Stainless steel	116282
T-Adapter 3 x G1/4 female	4	Brass	110025
	5	Stainless steel	104880
Bulkhead nipple G3/8 male x G1/4 female	6	Brass	104851
Hexagon-nipple R1/4 male	7	Brass	104852
	8	Stainless steel	104881
Sleeve G1/4 female	9	Brass	104853
	10	Stainless steel	104882



OIL RETAINING VALVES

	Pic.	Material	Art. No.
Oil retaining valve G1/4 male x G1/4 female up to +60 °C	1	Brass with plastic valve	104862
	2	Stainless steel with plastic valve	104889
Oil retaining valve G1/4 male x G1/4 female up to +150 °C	3	Brass with metal valve	104863



OIL BRUSHES

		Connecting thread	Size	Pic.	Material	Art. No.	€
Oil brush		G1/4 female top connection	Ø 20 mm	1	PA / natural bristles	101396	8.64 €
Oil brush, bristle height 20 mm	up to +80 °C	G1/4i top connection + side connection	40 x 30 mm	2	PA / Horsehair bristles	119196	9.03 €
			60 x 30 mm	3		119197	15.00 €
			100 x 30 mm	4		119198	17.26 €
Oil brush foam 17.5 mm	up to +80 °C	G1/4i top connection + side connection	40 x 30 mm	5	PA / foam	117435	9.03 €
			60 x 30 mm	6		117436	15.00 €
			100 x 30 mm	7		117437	17.26 €
Oil brush, bristle height 40 mm	up to +80 °C	G1/4 female top + side connection including plug	60 x 30 mm	8	PA / PA	101520	32.59 €
Oil brush, bristle height 20 mm	up to +180 °C	G1/4 female top connection	40 x 30 mm	9	Alu / Pekalon	101402	64.38 €
			60 x 30 mm	10		101403	79.30 €
			100 x 30 mm	11		101404	122.94 €
Oil brush, bristle height 20 mm	up to +350 °C	G1/4 female top connection	40 x 30 mm	12	Stainless steel / Stainless steel	101405	130.71 €
			60 x 30 mm	13		101406	141.30 €
			100 x 30 mm	14		101407	237.12 €



You can find special lubricating brushes on our website [www.perma-tec.com](http://www.perma-tec.com)




OIL BRUSHES | MOUNTING BRACKET

		Connecting thread	Pic.	Material	Art. No.
Oil brush for large chains with tapped bore M6	up to +80 °C	incl. Art. No. 101509	1	Alu / Polypropylene	101524
	up to +180 °C	M6i	2	Alu / Pekalon	101538
	up to +350 °C	M6i	3	Alu / Stainless steel	101540
Oil brush for large chains with through hole	up to +80 °C	incl. Art. No. 101509	4	Alu / Polypropylene	101525
	up to +180 °C	M6i	5	Alu / Pekalon	101539
	up to +350 °C	M6i	6	Alu / Stainless steel	101541
Mounting bracket left for oil brush for large chains		-	7	Stainless steel	101533
Mounting bracket right for oil brush for large chains			8		101534
Spacer for oil brush for large chains, width: 13 mm			9	Alu	101535



SPECIAL ACCESSORIES

	Pic.	Material	Art. No.
Lubrication pocket for gear lubrication Manufactured acc. to specifications	1	Plastic	on request
perma CWL PLUS SET / product information: go to website <a href="http://www.perma-tec.com">www.perma-tec.com</a>	2	-	101564
Rail oiler with foam insert – without oil retaining valve (gap widths 5, 9 and 16 mm)	3	Plastic / Foam	101485
perma DRAIN CUP 120 (grease catchment cup)	4	Plastic	112012
perma DRAIN CUP 250 (grease catchment cup)		Plastic	115685





LUBRICATION GEARS



Art. No. 118672 | Lubrication gear felt m3 straight toothing  
Art. No. 118673 | Lubrication gear felt m3 straight toothing with mounting axle  
Art. No. 118674 | Lubrication gear felt m3 helical tooth left  
Art. No. 118675 | Lubrication gear felt m3 helical tooth left with mounting axle  
Art. No. 118676 | Lubrication gear felt m3 helical tooth right  
Art. No. 118677 | Lubrication gear felt m3 helical tooth right with mounting axle




Art. No. 118678 | Lubrication gear felt m4 straight toothing  
Art. No. 118679 | Lubrication gear felt m4 straight toothing with mounting axle  
Art. No. 118680 | Lubrication gear felt m4 helical tooth left  
Art. No. 118681 | Lubrication gear felt m4 helical tooth left with mounting axle  
Art. No. 118682 | Lubrication gear felt m4 helical tooth right  
Art. No. 118683 | Lubrication gear felt m4 helical tooth right with mounting axle



Art. No. 118684 | Lubrication gear felt m5 straight toothing  
Art. No. 118685 | Lubrication gear felt m5 straight toothing with mounting axle  
Art. No. 118686 | Lubrication gear felt m5 helical tooth left  
Art. No. 118687 | Lubrication gear felt m5 helical tooth left with mounting axle  
Art. No. 118688 | Lubrication gear felt m5 helical tooth right  
Art. No. 118689 | Lubrication gear felt m5 helical tooth right with mounting axle



Art. No. 118690 | Lubrication gear felt m6 straight toothing  
Art. No. 118691 | Lubrication gear felt m6 straight toothing with mounting axle  
Art. No. 118692 | Lubrication gear felt m6 helical tooth left  
Art. No. 118693 | Lubrication gear felt m6 helical tooth left with mounting axle  
Art. No. 118694 | Lubrication gear felt m6 helical tooth right  
Art. No. 118695 | Lubrication gear felt m6 helical tooth right with mounting axle



PRO COMPONENTS AND ACCESSORIES

PRO Components / Accessories	Pic.	Art. No.
Battery PRO B	1	106953
Cable PRO C / PRO C LINE M12 (5 m)	2	106942
Cable PRO C / PRO C LINE M12 (10 m)	3	106943
Distributor PRO MP-6 including accessory box PRO MP-6: 6 x Tube connector G1/8 male for tube oØ 8 mm 90° – rotary type 6 x Tube connector G1/8 male for tube oØ 8 mm straight 4 x Plugs for MP-6	4	106939
Connecting cable PRO MP-6 (14 cm)	5	106940
Connecting cable PRO MP-6 (2 m)	6	106941
Mounting device PRO (for wall mounting)	7	101568
Cover for PRO LC 250	8	106959
Cover for PRO LC 500	9	106960



PRO PROTECTION BOXES

	Pic.	Art. No.
<b>Protection box PRO single (steel)</b> including mounting plate & mounting set (cable bushings, blanking plugs and locking nuts) → Bore holes for outlets exist External dimensions (H x W x D): 470 x 240 x 210 mm / IP 66	1	101527
<b>Protection box double (steel)</b> including mounting plate & mounting set (cable bushings, blanking plugs and locking nuts) → Bore holes for outlets exist External dimensions (H x W x D): 500 x 400 x 210 mm / IP 66	2	111153
<b>Protection box PRO single (plastic)</b> including boring template & mounting set (cable bushings, blanking plugs and locking nuts) → Without bore holes for outlets, without cable screw connections External dimensions (H x W x D): 640 x 310 x 215 mm	3	101548



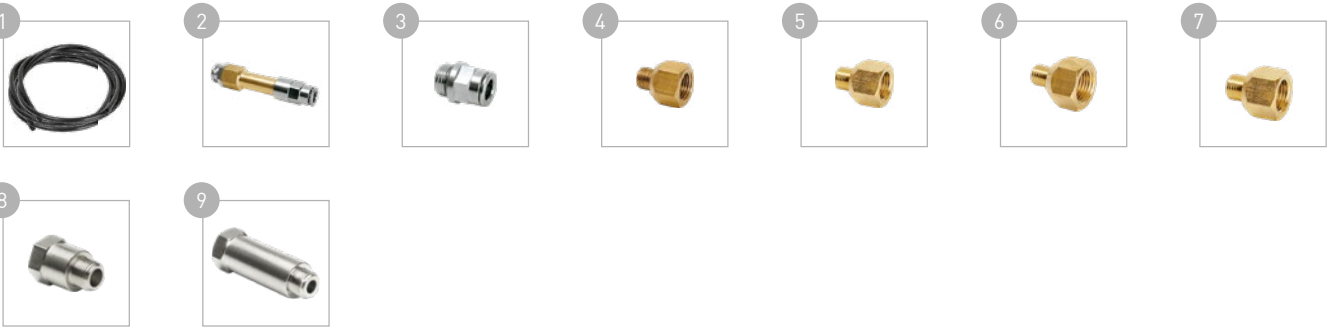
**Pic. 1 + 2:**  
perma PRO are attached to the mounting plate inside the protection box. The protection box is wall-mounted using four screws (not included).

**Pic. 3:**  
The protection box is attached using the PRO wall-mounting bracket, Art. No. 101568.

ACCESSORY KIT PRO

CONTENT	Pic.	Art. No.
30 m Tube up to +100 °C oØ 8 mm x iØ 5 mm (PA) – per outlet <5 m mounting possible	1	101569
1 x KIT TUBE PREFILL ADAPTERS	2	117907
6 x Tube connector G1/4 male straight (brass nickel-plated)	3	101496
6 x Reducer G1/8 male x G1/4 female (brass)	4	104833
6 x Reducer M6 male x G1/4 female (brass)	5	104837
6 x Reducer M8x1 male x G1/4 female (brass)	6	104838
6 x Reducer M10x1 male x G1/4 female (brass)	7	104840
2 x Extension 16 mm G1/8 male x G1/8 female (brass nickel-plated)	8	101576
2 x Extension 36 mm G1/8 male x G1/8 female (brass nickel-plated)	9	101577

ACCESSORY KIT PRO COMPLETE106937

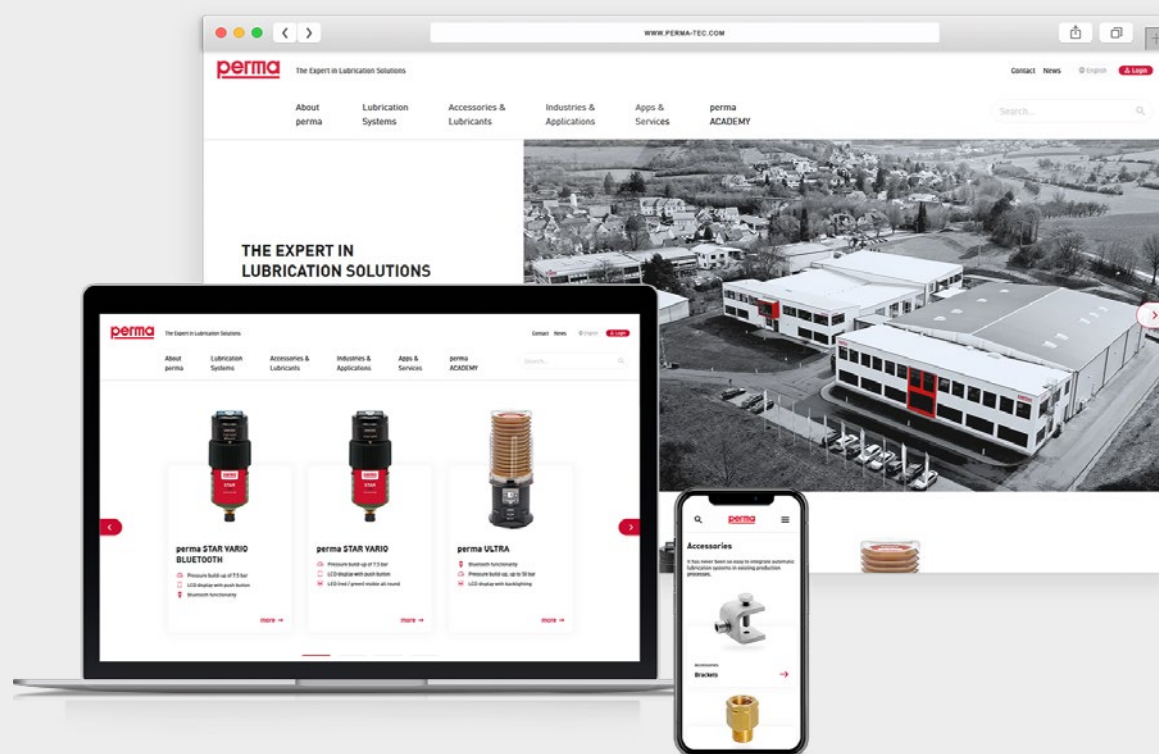


perma ECOSY

perma ECOSY	Pic.	Art. No.
Control sensor ECOSY	1	109401







## perma DIGITAL

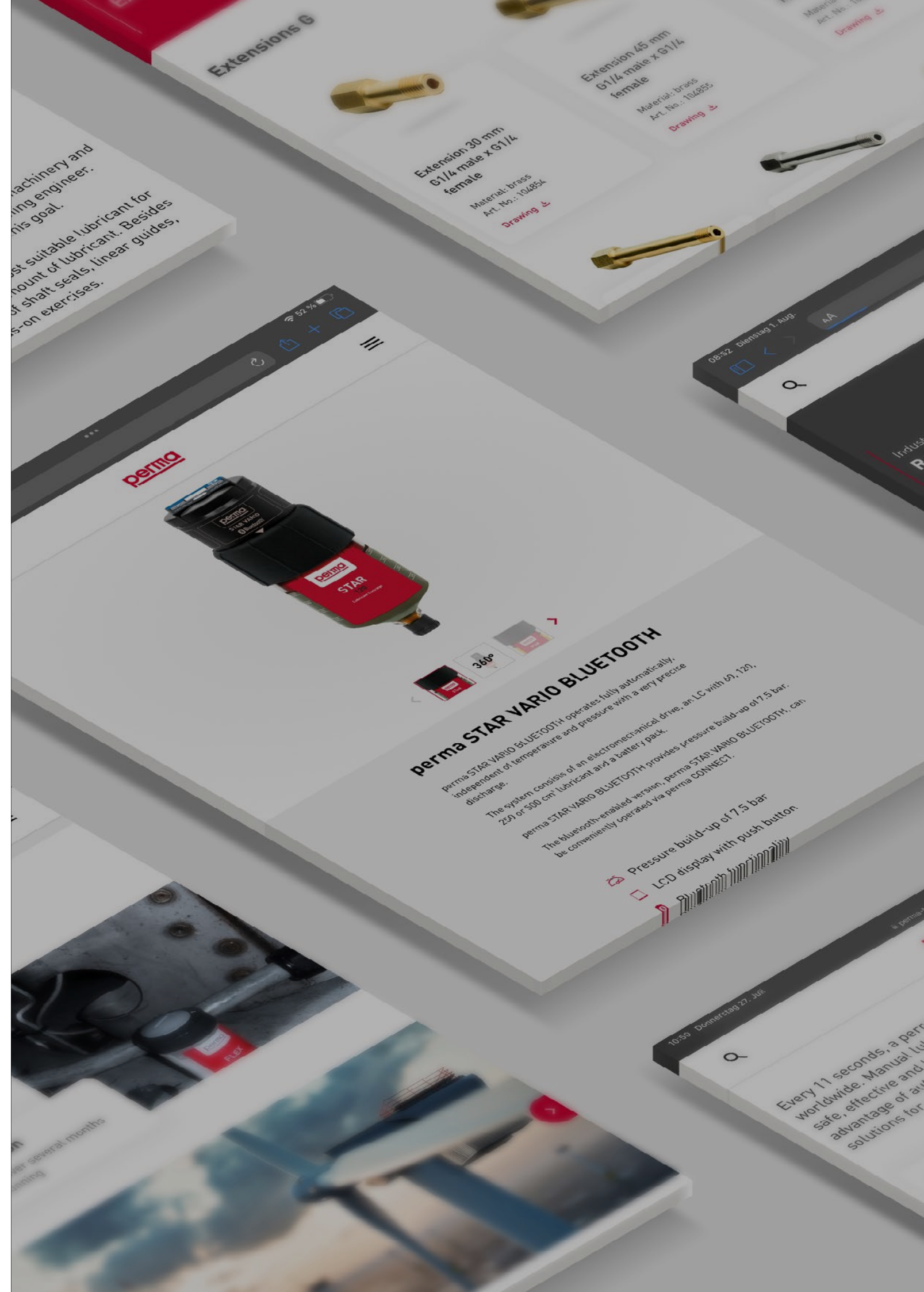
Quick access to all information and downloads

### Comprehensive information, documents, and downloads about perma products

On the perma website [www.perma-tec.com](http://www.perma-tec.com), you will find extensive information about our products, along with an array of valuable downloads and marketing collateral. It serves as a comprehensive resource for deepening your knowledge about our products. Explore detailed product descriptions, technical specifications, and insightful application guidelines. Whether you are a distributor, partner, or prospective customer, our website provides you with a central point of contact for everything you need. In addition, all other media are available for download, including product flyers, catalogs, drawings, and images, among others.

Visit the perma website today and discover the variety of information and materials. We look forward to welcoming you to our platform.

More about our perma products  
can be found on our website [www.perma-tec.com](http://www.perma-tec.com)



## NOTES

Adobe Stock  
129597840 | 38995863 | 228089326 | 325459458 | 529459860  
288962020 | 99873642 | 191453537 | 393515600 | 243832735  
377561824

Product photographs  
Tanismedia - Ronny Michallik & NovArte fotodesign - Flavio Burul

perma-tec is constantly developing its products and reserves the right to alter the construction, specifications, design and fittings without prior notice.

Any reprint or copy, even in extracts, is only permitted with consent of the publisher. Subject to misprints, errors and technical modifications. Our general terms and conditions apply.

All other illustrations created by perma-tec. Original sizes may vary from the illustrations.

perma-tec GmbH & Co. KG  
Hammelburger Str. 21  
97717 Euerdorf  
GERMANY

Tel.: +49 9704 609 - 0  
info@perma-tec.com  
www.perma-tec.com





**perma-tec GmbH & Co. KG**  
Hammelburger Str. 21  
97717 Euerdorf  
GERMANY

Tel.: +49 9704 609 - 0  
[info@perma-tec.com](mailto:info@perma-tec.com)  
[www.perma-tec.com](http://www.perma-tec.com)